

October 31, 2018

POTUS RADIO

Clifford Young

President, Ipsos Public Affairs

POTUS Radio

CORE POLITICAL

Core Political Data

These are findings from an Ipsos poll conducted

for



REUTERS

date

October 17-23, 2018



For the survey,

a sample of

3,867
Americans

including

2,062
All Likely Voters

924
Likely Voters:
Democrats

844
Likely Voters:
Republicans

231
Likely Voters:
Independents

ages

18+

were interviewed online

Core Political Data

The precision of the Reuters/Ipsos online polls is measured using a credibility interval.

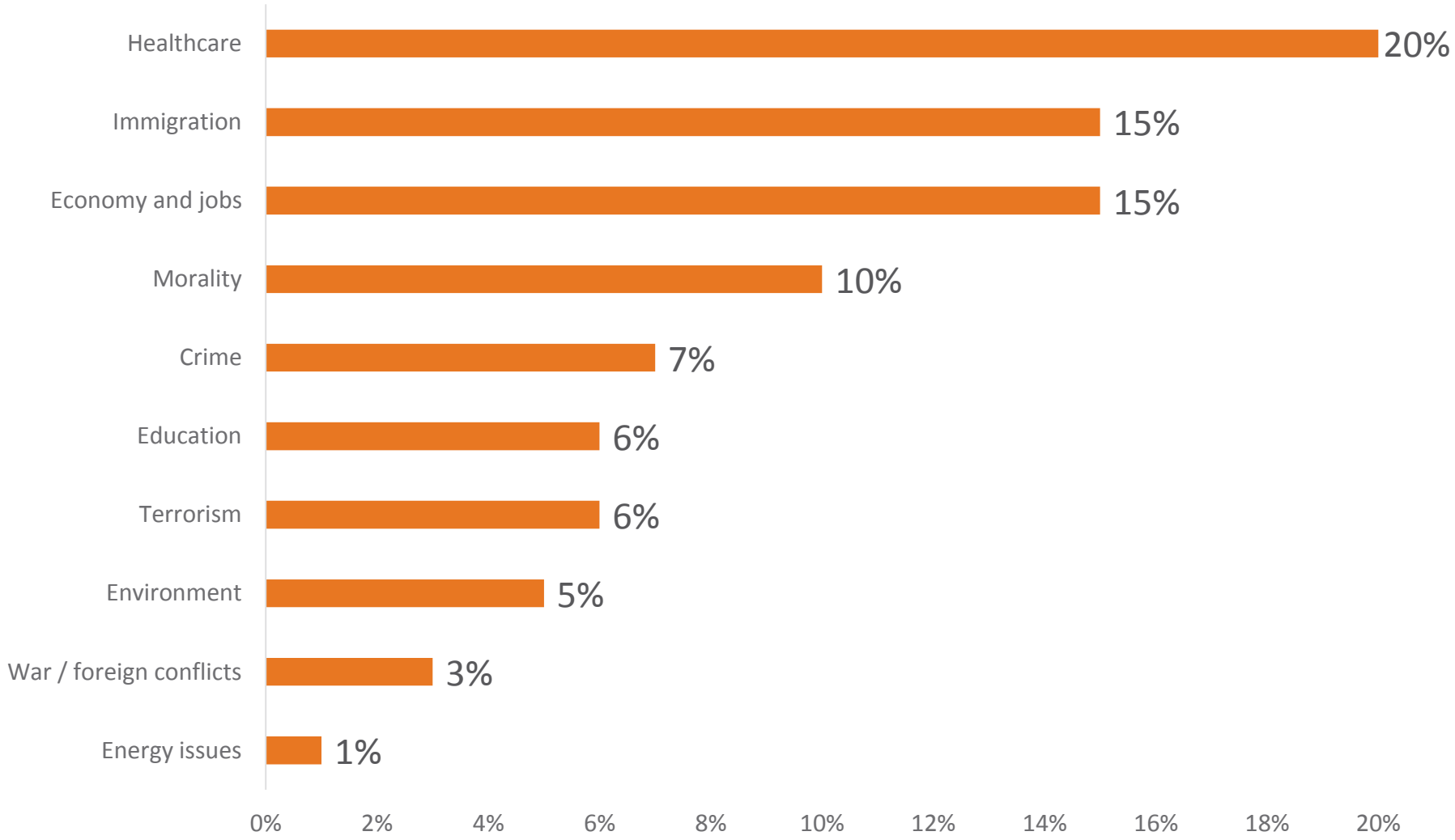
In this case, the poll has a credibility interval of plus or minus the following percentage points



For more information about credibility intervals, please see the appendix.

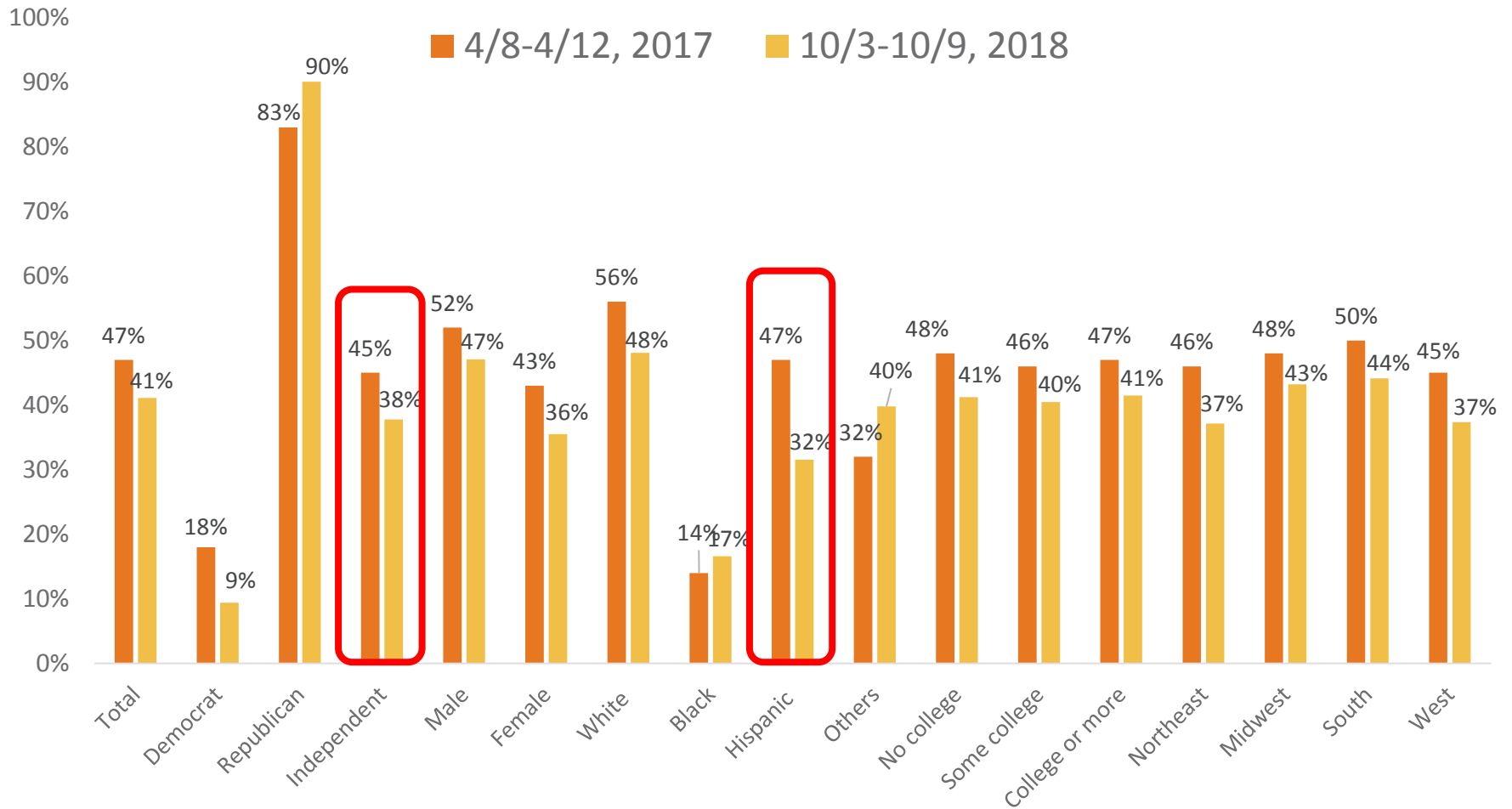
Main Problems

In your opinion, what is the most important problem facing the US today?



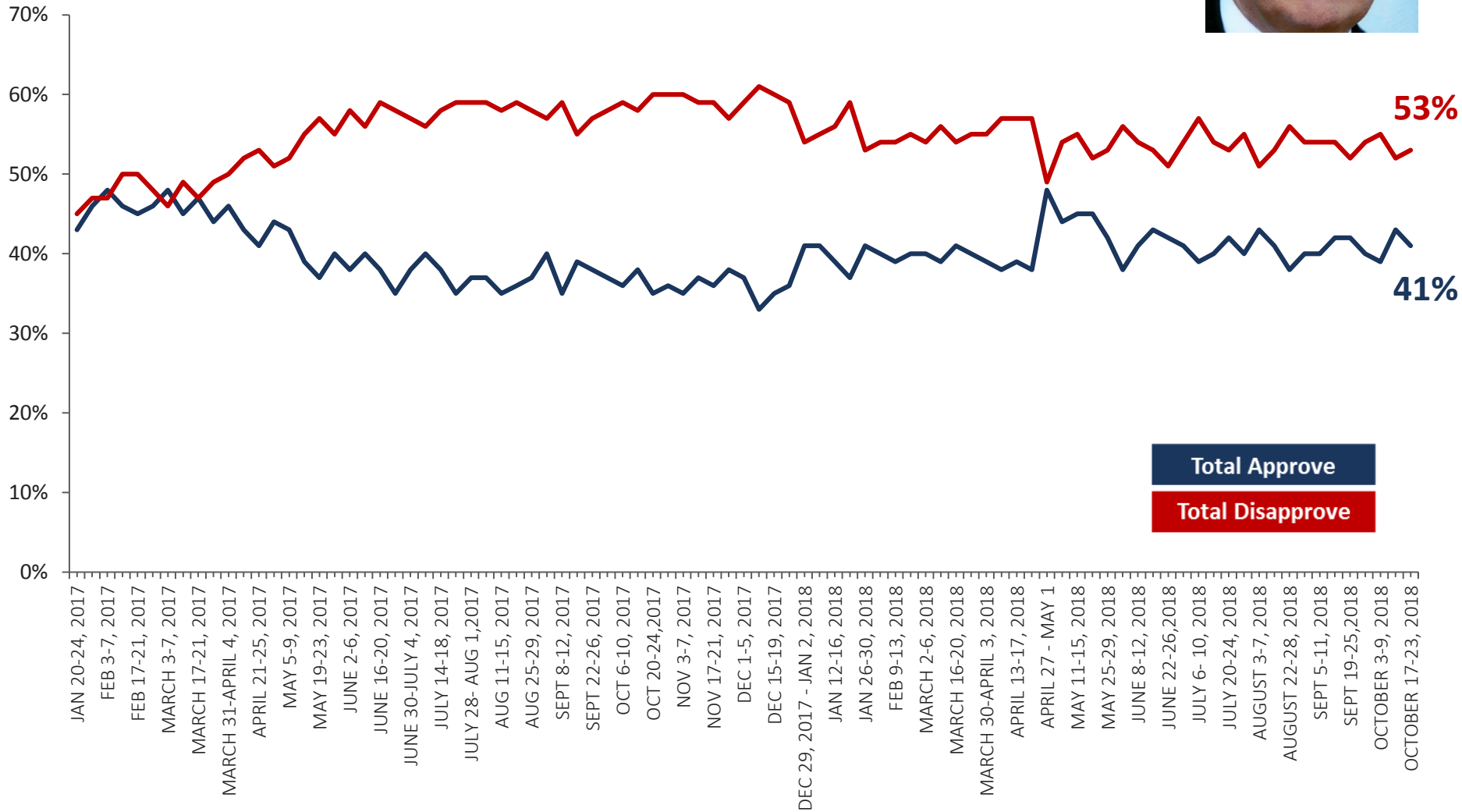
Approval by Demographic

Overall, do you approve or disapprove about the way Donald Trump is handling his job as President? *Approve*



ALL ADULT AMERICANS

Weekly Approval



ALL ADULT AMERICANS

Approval Attributes



Do you approve or disapprove about the way Donald Trump is handling the following issues?

	Strongly approve	Somewhat approve	Lean towards approve	Lean towards disapprove	Somewhat disapprove	Strongly disapprove	Don't know	TOTAL APPROVE	TOTAL DISAPPROVE
The US economy	24%	12%	12%	9%	7%	26%	9%	48%	43%
US foreign policy	19%	12%	9%	8%	8%	33%	10%	40%	49%
Healthcare reform	15%	12%	11%	9%	7%	36%	10%	39%	51%
Employment and jobs	25%	12%	13%	9%	8%	23%	9%	50%	40%
Dealing with Congress	17%	12%	10%	10%	8%	33%	10%	39%	50%
Dealing with ISIS / ISIL	23%	11%	12%	8%	7%	27%	12%	46%	42%
International trade	20%	12%	10%	9%	8%	32%	10%	42%	48%
Taxation	18%	12%	11%	9%	8%	32%	10%	41%	49%
Corruption	17%	11%	10%	9%	7%	36%	11%	37%	52%
The environment	15%	12%	11%	9%	6%	37%	11%	37%	52%
Immigration	23%	11%	7%	7%	6%	37%	8%	42%	50%
The way he treats people like me	16%	11%	9%	8%	6%	40%	9%	36%	55%
The effort he is making to unify the country	19%	11%	10%	8%	6%	38%	9%	39%	52%
Russia	16%	11%	10%	9%	6%	36%	12%	37%	51%

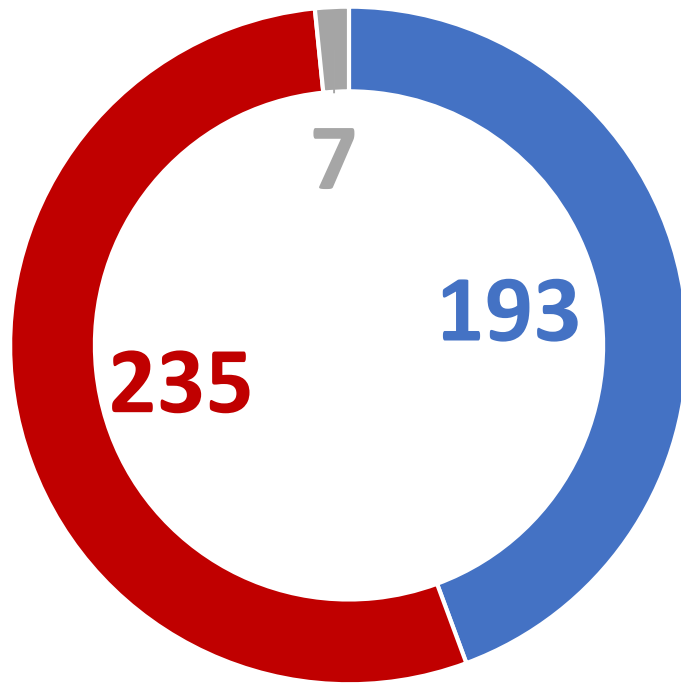
2018 Generic Congressional Ballot Question

Thinking about the elections in 2018, if the election for U.S. Congress were held today, would you vote for the Democratic candidate or the Republican candidate in your district where you live?

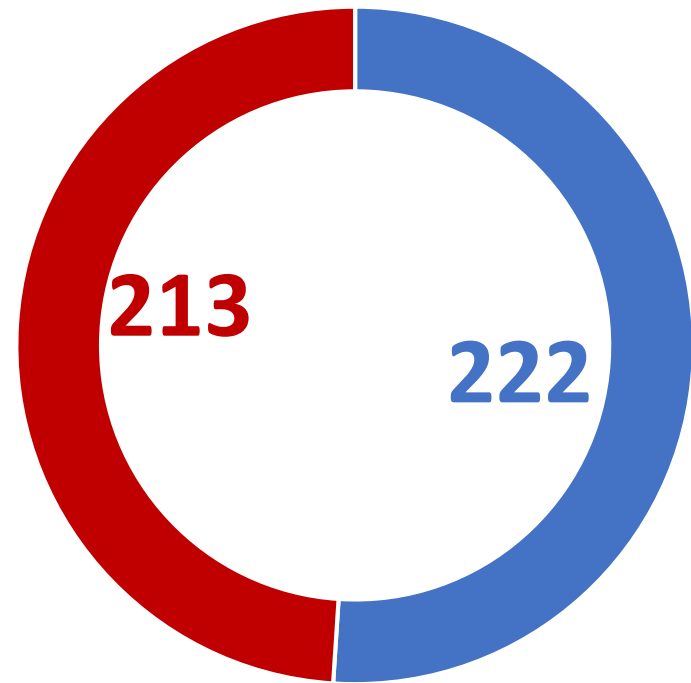
	All Adults	All Likely Voters	Likely Voters: Democrat	Likely Voters: Republican	Likely Voters: Independent
Democratic candidate	40%	49%	93%	4%	32%
Republican candidate	32%	42%	4%	91%	27%
Candidate from another political party	4%	4%	1%	1%	28%
Will not/do not plan to vote	13%	0%	0%	0%	0%
Don't know / Refused	11%	5%	3%	3%	12%

2018 Midterm Election Outcomes

Current House Breakdown



Predicted House Breakdown



Republicans

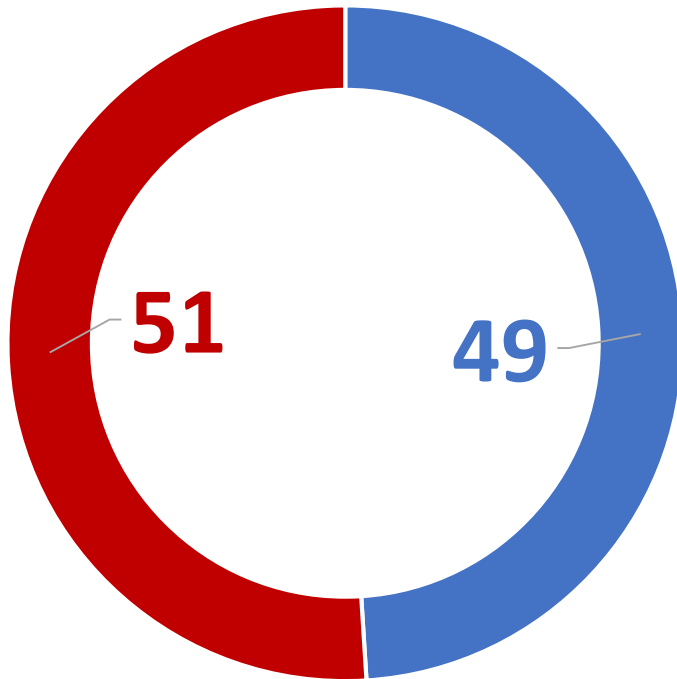
Democrats

Vacancies

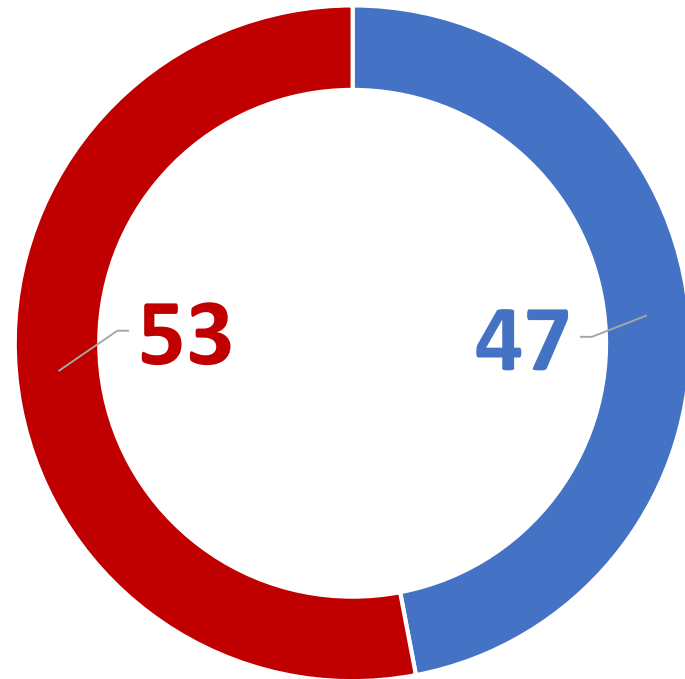
SENATE

2018 Midterm Election Outcomes

Current Senate Breakdown



Predicted Senate Breakdown



Republicans

Democrats

POTUS Radio

MIDTERM STATE POLLS

Arizona Races

Senate Ballot



Kyrsten Sinema (D)


46%



Martha McSally (R)


48%

Generic Congressional Ballot



Democratic
candidate

45%



Republican
candidate

50%

Governor Ballot



David Garcia (D)

37%



Doug Ducey (R)

57%

Trump Approval



Approve
54%


Florida Races

Senate Ballot



Bill Nelson (D)


49%



Rick Scott (R)


44%

Generic Congressional Ballot



Democratic
candidate

48%



Republican
candidate

45%

Governor Ballot



Andrew Gillum (D)

50%



Ron DeSantis (R)

44%

Trump Approval



Approve
45%

Kansas Races

Governor Ballot



Laura Kelly (D)


43%



Kris Kobach (R)


41%

Generic Congressional Ballot



Democratic
candidate

41%



Republican
candidate

50%

Trump Approval



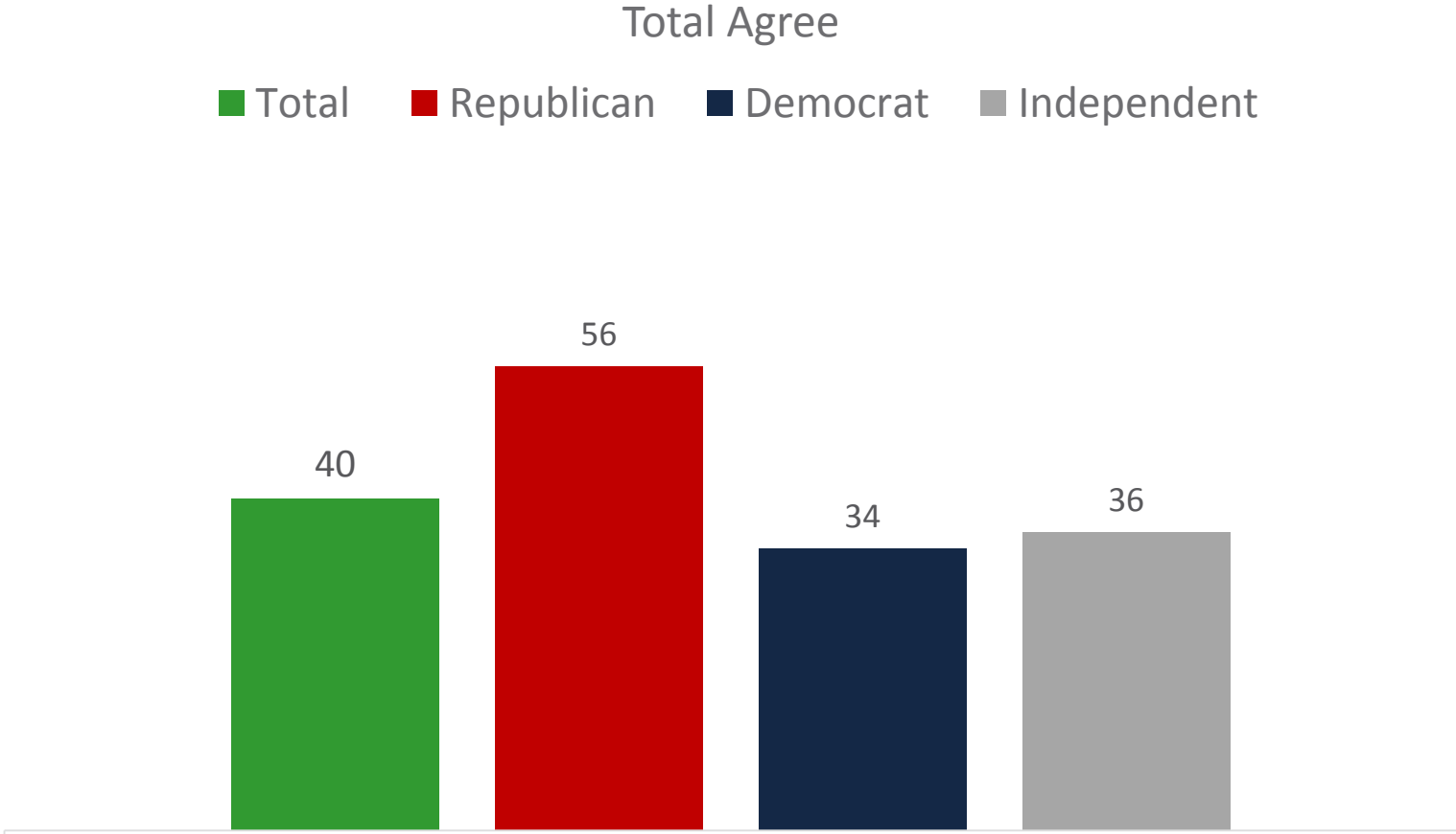
Approve

53%

POTUS Radio

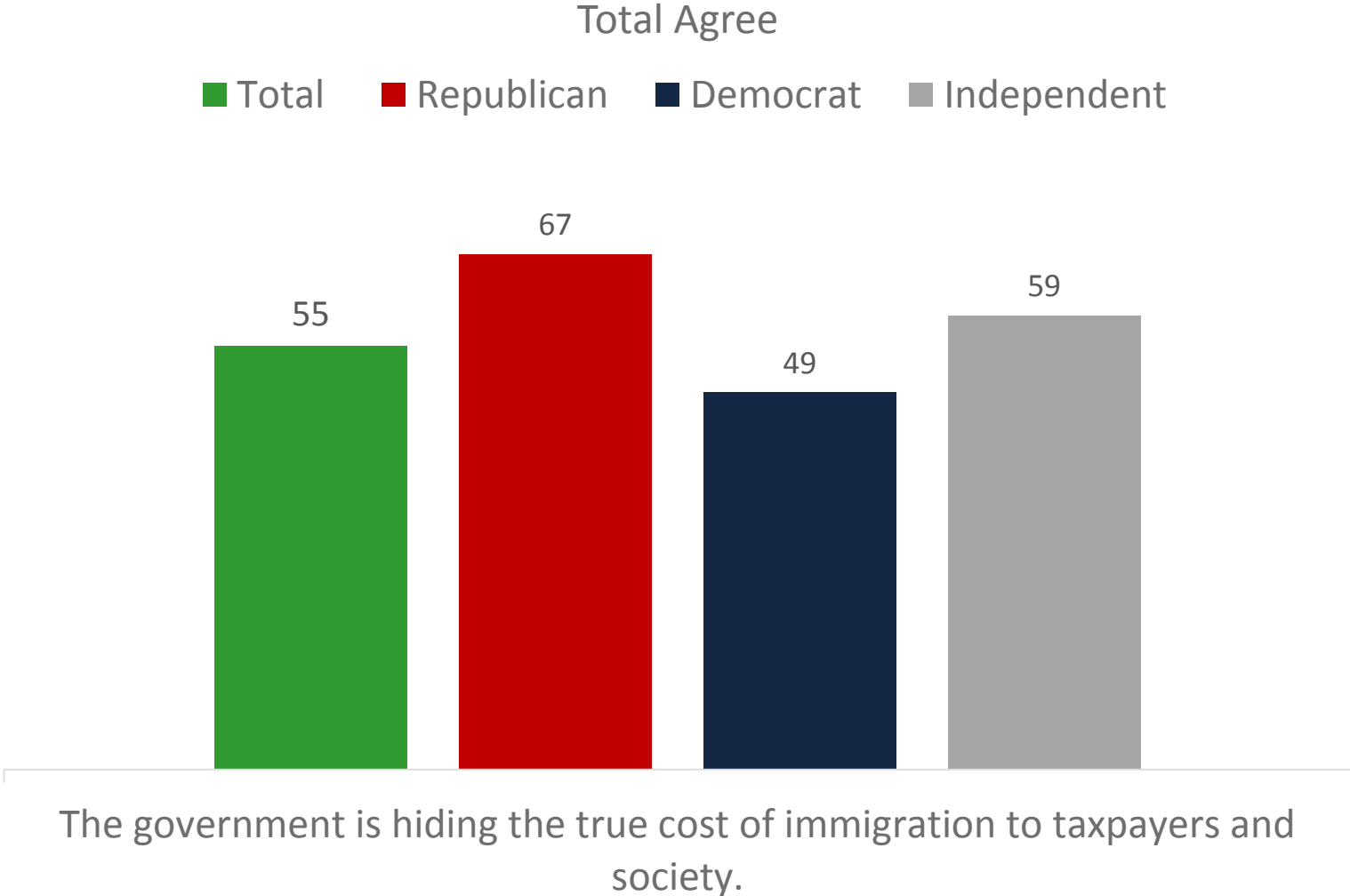
VIEWS ON IMMIGRATION POLICY

Many believe that the government has tried to make society more ethnically diverse through its immigration policies...

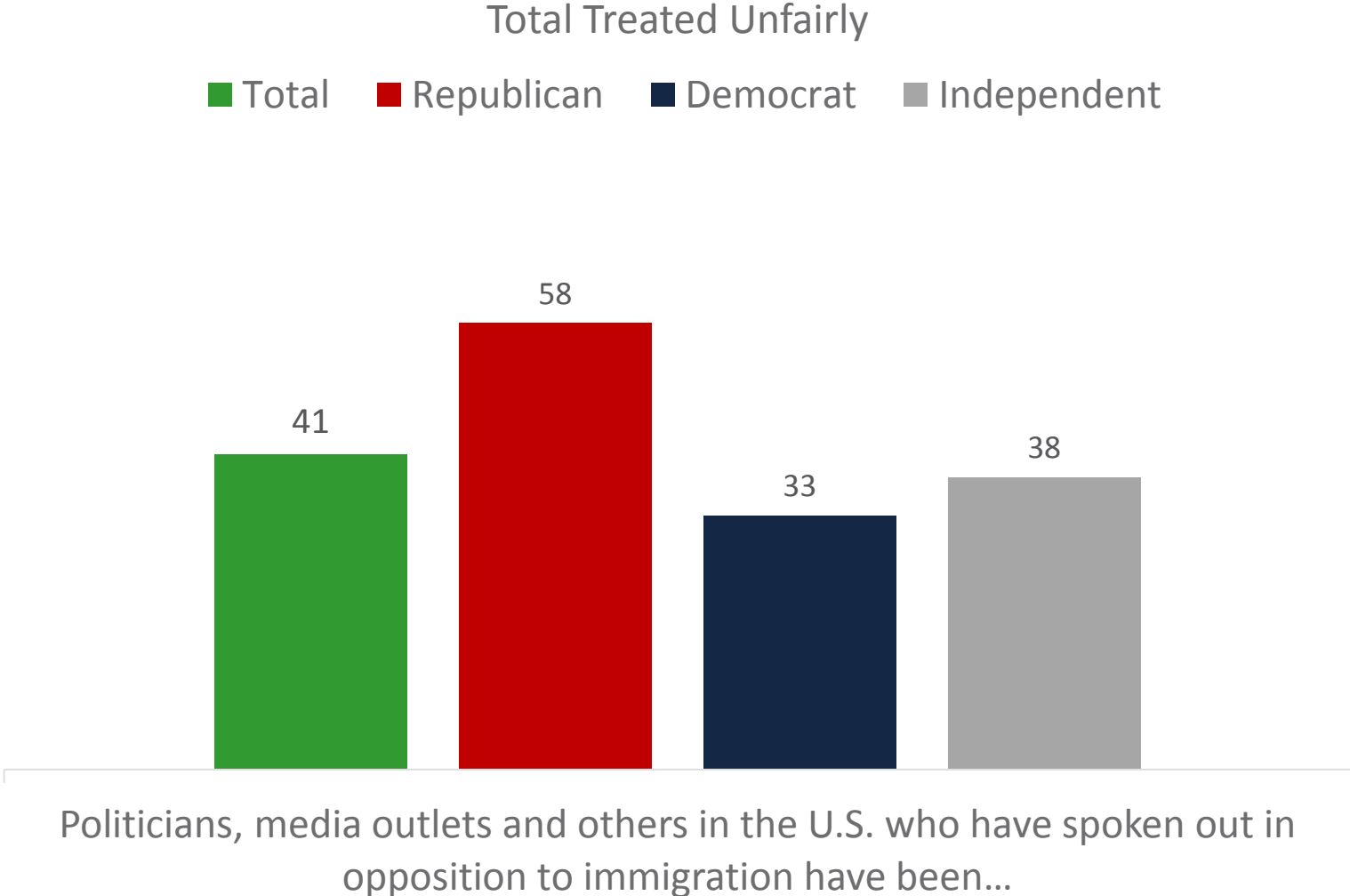


In the last 20 years, the U.S. government has deliberately tried to make American society more ethnically diverse through its immigration policy.

But a majority also believe that the government is hiding the true cost of immigration.



4 in 10 Americans believe that those who have spoken out in opposition to immigration have been treated unfairly.





Clifford Young

President, Ipsos US Public Affairs

✉ Clifford.Young@ipsos.com

📞 +1 312.375.3328

Cliff Young is President of Ipsos Public Affairs in the United States and also leads Ipsos' global election and polling risk practice. He is a polling expert with specialties in social and public opinion trends, crisis management, corporate and institution reputation and elections. Cliff is a contributor to POTUS Radio and has served as an expert commentator on Fox News and NPR, among others. Cliff is also an adjunct professor at Johns Hopkins SAIS and an instructor at both Columbia University SIPA and University of São Paulo where he teaches courses on public opinion and election forecasting.

(MORE BIO INFO: <http://spotlight.ipsosna.com/index.php/author/clifford-young/>)