

November 14, 2018

POTUS RADIO

Clifford Young

President, Ipsos Public Affairs

POTUS Radio

CORE POLITICAL

Core Political Data

These are findings from an Ipsos poll conducted

for



REUTERS

date

October 24-30, 2018



For the survey,

a sample of

2,574
Americans

including

1,383
All Likely Voters

636
Likely Voters:
Democrats

591
Likely Voters:
Republicans

115
Likely Voters:
Independents

ages

18+

were interviewed online

Core Political Data

The precision of the Reuters/Ipsos online polls is measured using a credibility interval.

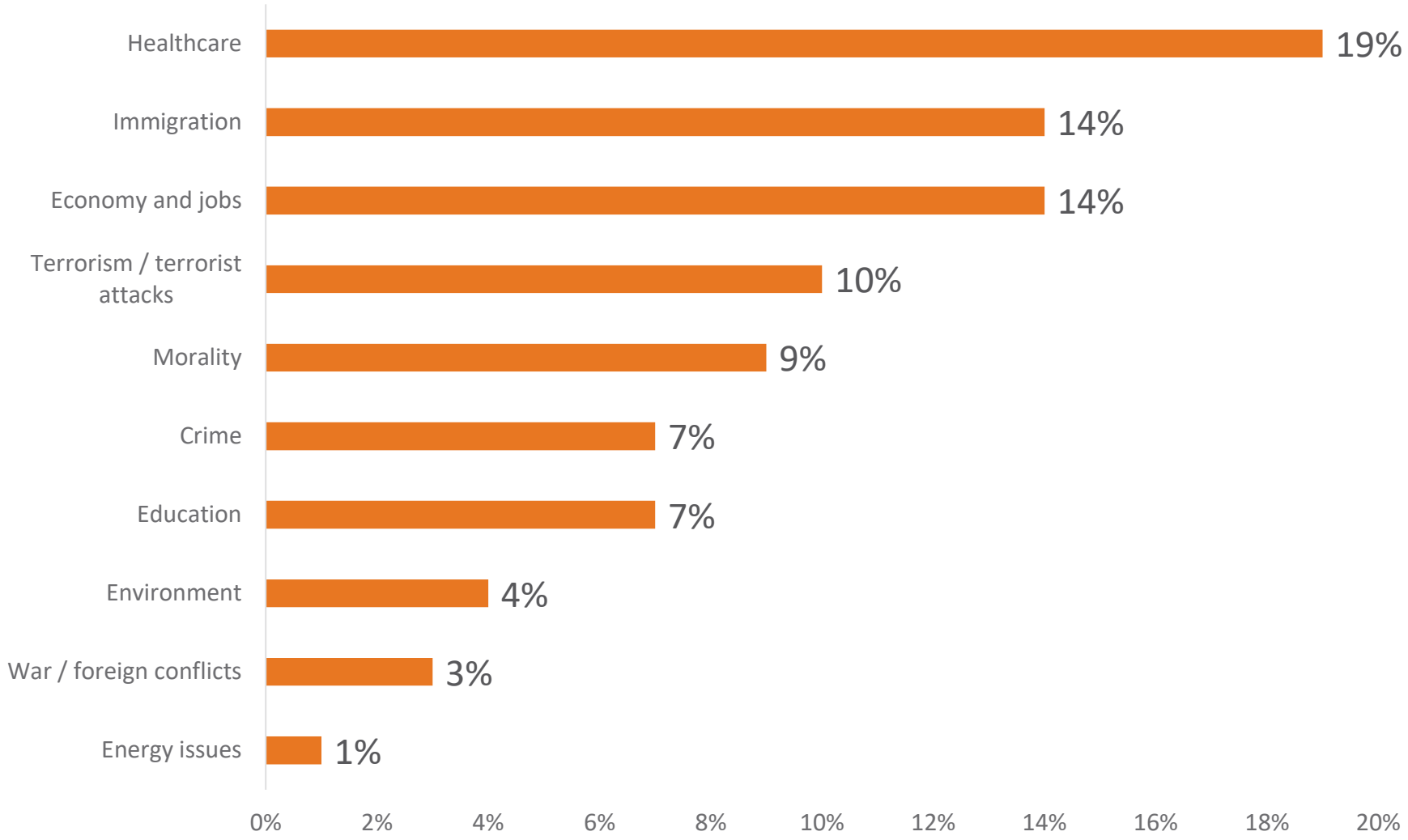
In this case, the poll has a credibility interval of plus or minus the following percentage points



For more information about credibility intervals, please see the appendix.

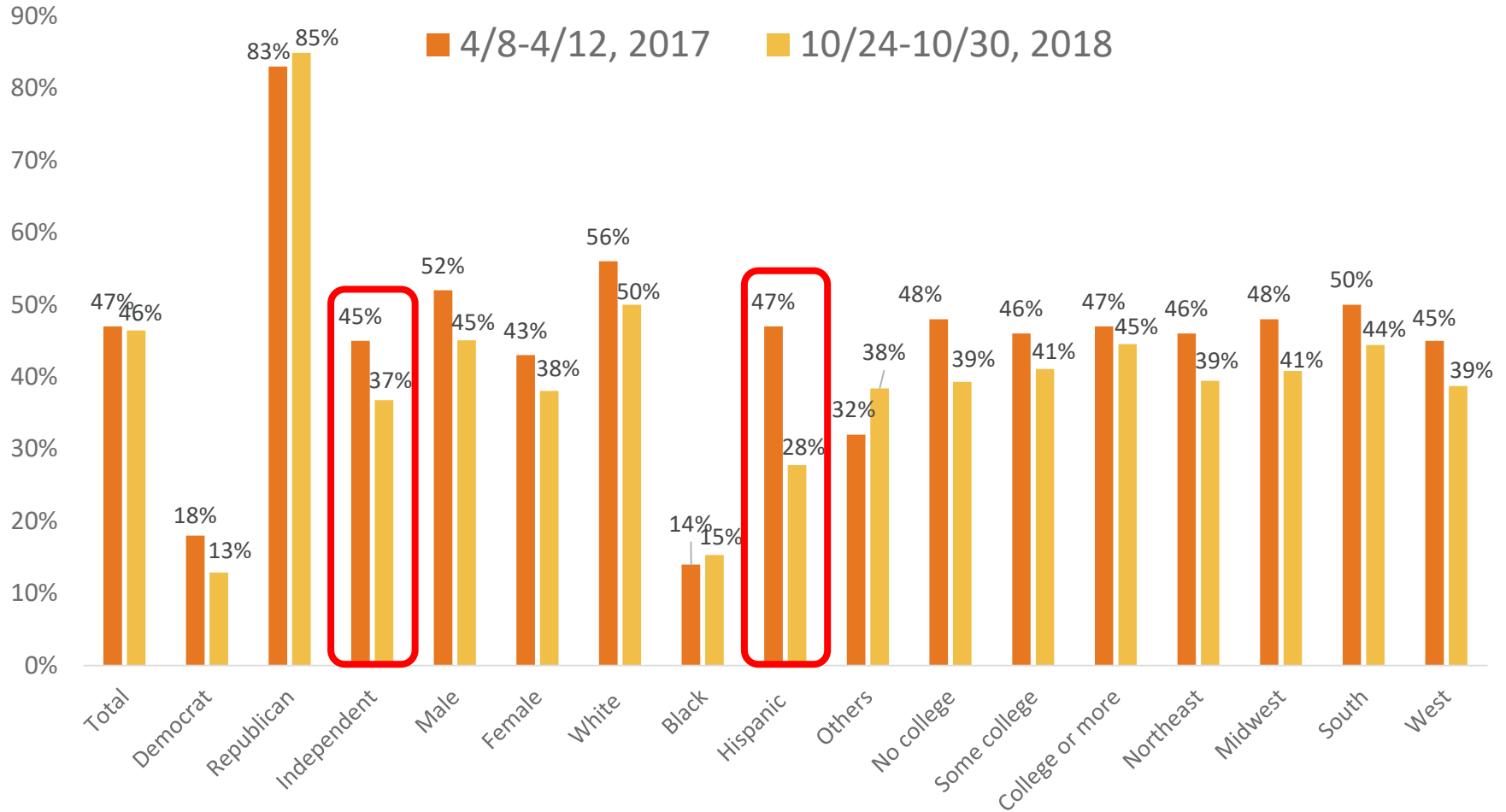
Main Problems

In your opinion, what is the most important problem facing the US today?



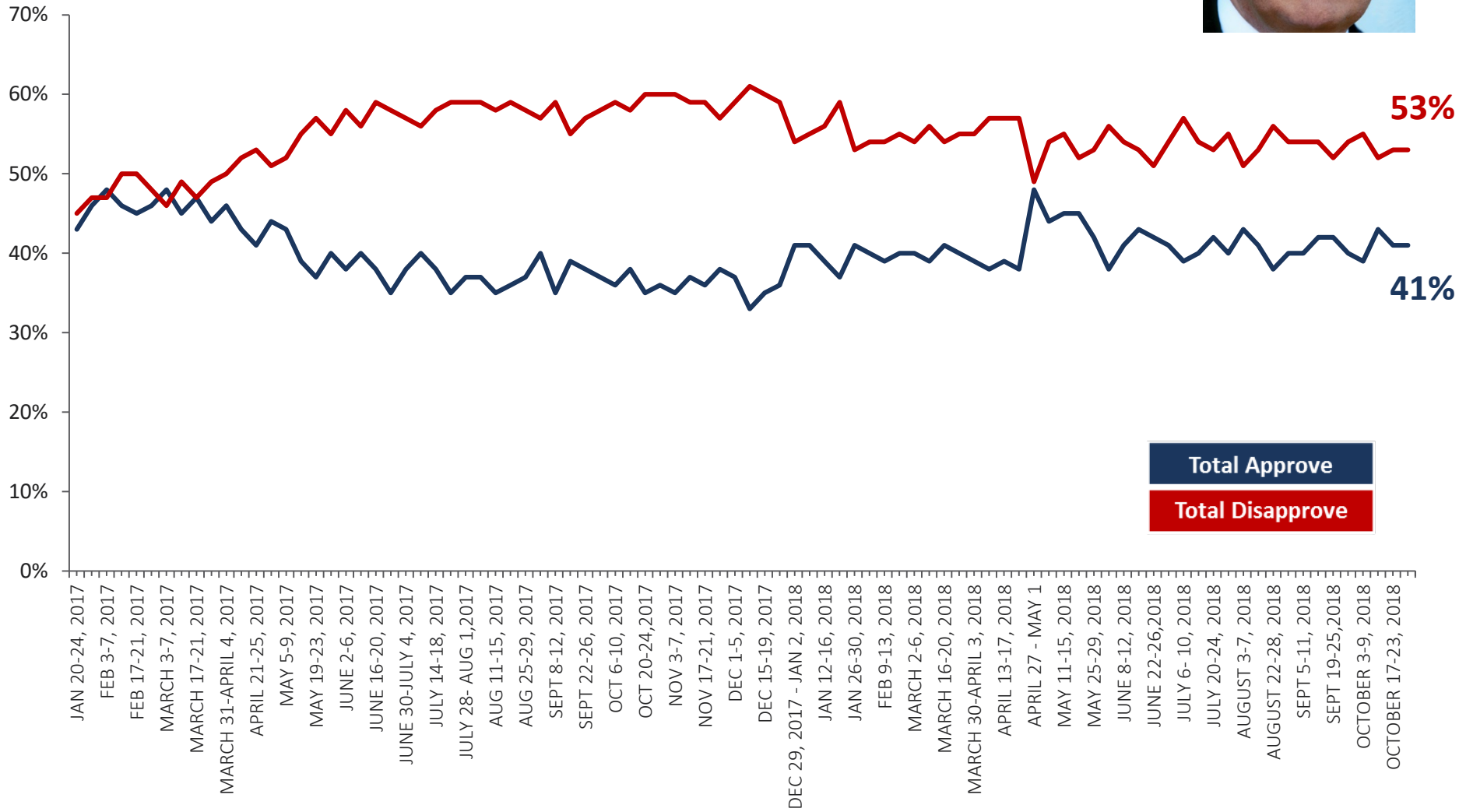
Approval by Demographic

Overall, do you approve or disapprove about the way Donald Trump is handling his job as President? *Approve*



ALL ADULT AMERICANS

Weekly Approval



ALL ADULT AMERICANS

Approval Attributes



Do you approve or disapprove about the way Donald Trump is handling the following issues?

	Strongly approve	Somewhat approve	Lean towards approve	Lean towards disapprove	Somewhat disapprove	Strongly disapprove	Don't know	TOTAL APPROVE	TOTAL DISAPPROVE
The US economy	23%	13%	13%	8%	7%	26%	9%	49%	42%
US foreign policy	18%	13%	10%	8%	7%	34%	10%	41%	49%
Healthcare reform	14%	13%	11%	9%	7%	36%	10%	39%	51%
Employment and jobs	25%	13%	12%	8%	7%	25%	10%	51%	40%
Dealing with Congress	16%	14%	10%	11%	8%	31%	11%	39%	50%
Dealing with ISIS / ISIL	21%	13%	13%	7%	7%	28%	12%	46%	42%
International trade	19%	12%	11%	8%	7%	32%	11%	42%	47%
Taxation	17%	13%	11%	8%	7%	32%	11%	42%	47%
Corruption	15%	12%	10%	8%	6%	36%	12%	38%	50%
The environment	14%	12%	11%	9%	6%	37%	11%	36%	52%
Immigration	23%	11%	9%	6%	6%	37%	8%	43%	49%
The way he treats people like me	16%	10%	9%	7%	6%	41%	10%	36%	54%
The effort he is making to unify the country	17%	12%	10%	8%	6%	39%	9%	39%	52%
Russia	15%	12%	8%	9%	7%	36%	12%	35%	52%

2018 Generic Congressional Ballot Question

Thinking about the elections in 2018, if the election for U.S. Congress were held today, would you vote for the Democratic candidate or the Republican candidate in your district where you live?

	All Adults	All Likely Voters	Likely Voters: Democrat	Likely Voters: Republican	Likely Voters: Independent
Democratic candidate	39%	49%	93%	4%	38%
Republican candidate	31%	42%	3%	91%	22%
Candidate from another political party	5%	3%	2%	2%	21%
Will not/do not plan to vote	13%	0%	0%	0%	0%
Don't know / Refused	11%	6%	3%	4%	18%

POTUS Radio

MIDTERM RESULTS

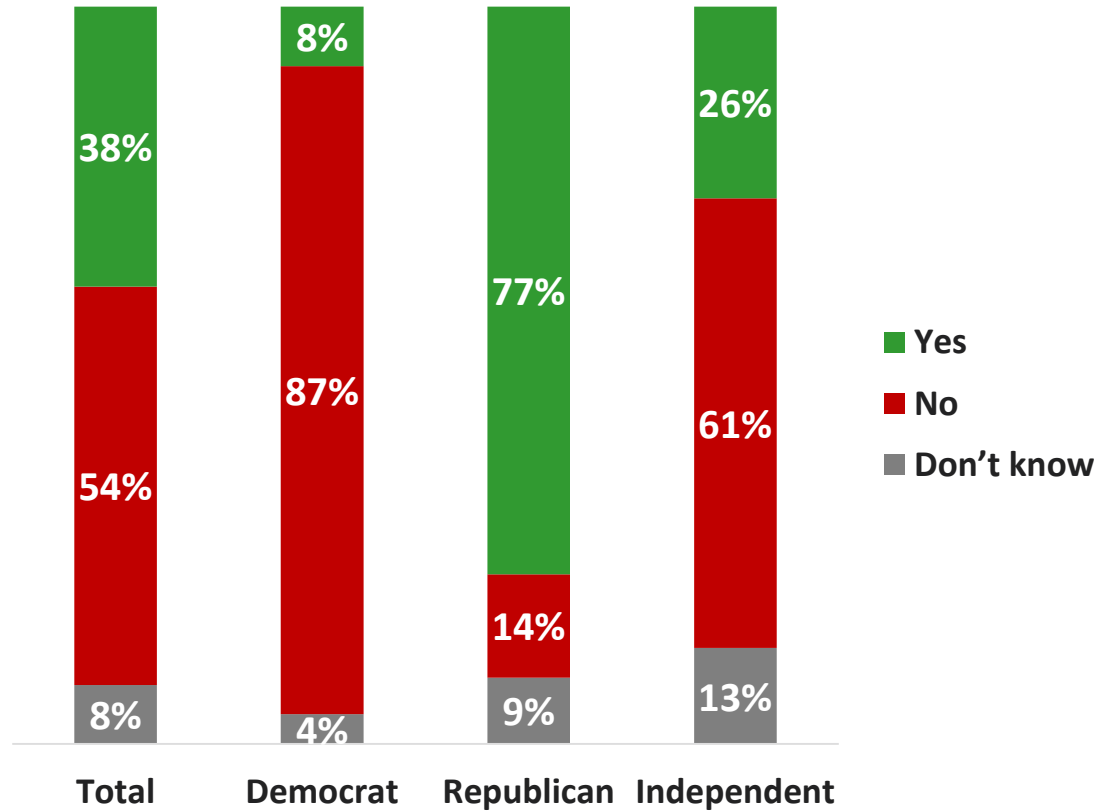
Main Issue: 2014 vs. 2018

In your opinion, what is the most important problem facing the US today?

	2014		2018
Economy generally	24%	↓	10%
Unemployment / lack of jobs	13%	↓	4%
War / foreign conflicts	5%	↓	3%
Immigration	6%	↑	14%
Terrorism / terrorist attacks	8%	↑	10%
Healthcare	9%	↑	19%

Trump's Reelection

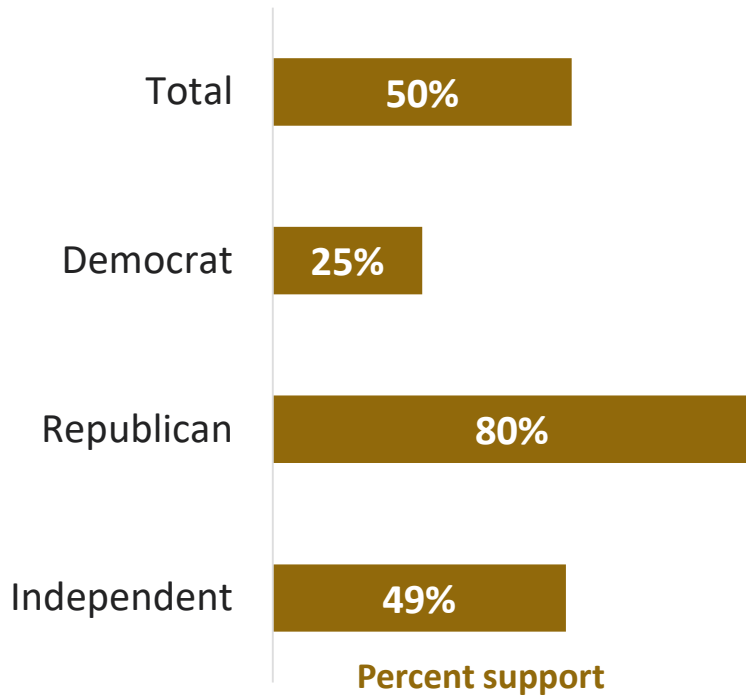
Thinking about the last two years, do you believe President Trump deserves to be re-elected as President in 2020?



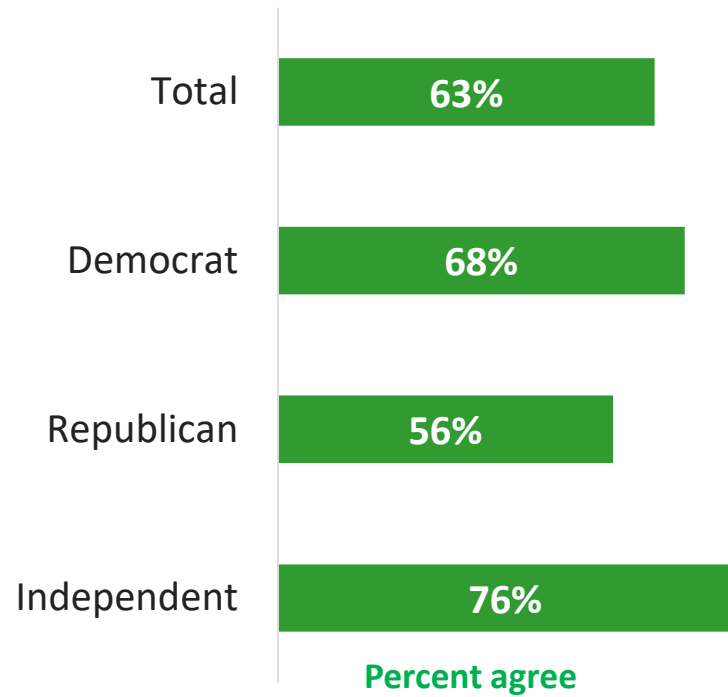
Polarized America

Immigration and views of parties/politicians divide American voters...

Do you support or oppose... increasing the deportation of illegal immigrants

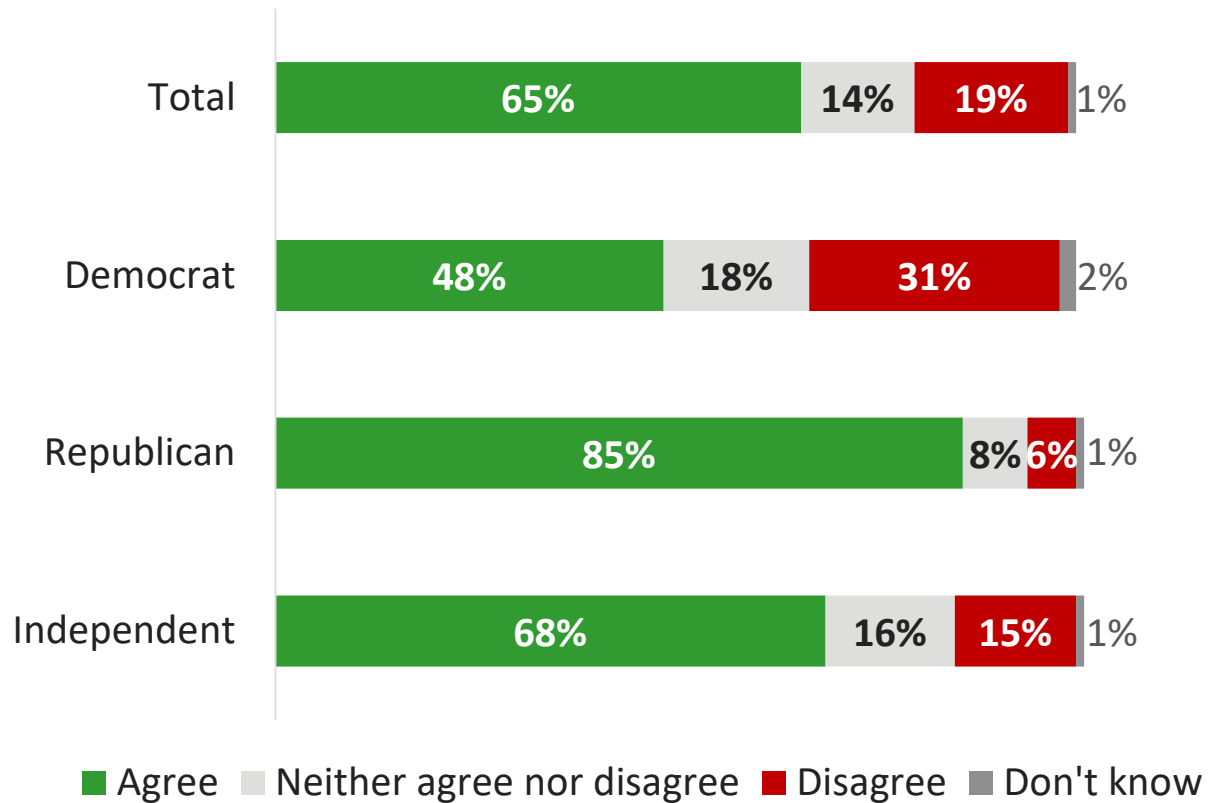


Do you agree or disagree... Traditional parties and politicians don't care about me



Opinions of the Media

The mainstream media is more interested in making money than telling the truth



Generic Congressional Ballot

Did you vote for the Democratic candidate or the Republican candidate in your district where you live for the House of Representatives?

	Total	Age			Party ID			
	Total	18-34	35-54	55+	Democrat	Republican	Independent	None/DK
Democratic candidate	53%	61%	52%	47%	93%	7%	48%	30%
Republican candidate	43%	32%	41%	46%	4%	89%	30%	24%
Other	2%	4%	3%	2%	1%	2%	13%	16%
Don't know/Refused	2%	4%	4%	5%	2%	2%	9%	31%

	Education			Gender		Race				White Gender	
	No college	Some college	College+	Male	Female	White Only	Black Only	Hispanic	Others	Male	Female
Democratic candidate	48%	50%	54%	47%	54%	47%	86%	65%	57%	42%	49%
Republican candidate	43%	43%	40%	47%	38%	46%	8%	27%	33%	52%	44%
Other	3%	3%	3%	3%	3%	3%	3%	3%	5%	3%	3%
Don't know/Refused	5%	5%	4%	3%	5%	4%	3%	4%	5%	3%	5%

POTUS Radio

LOOKING FORWARD: 2020

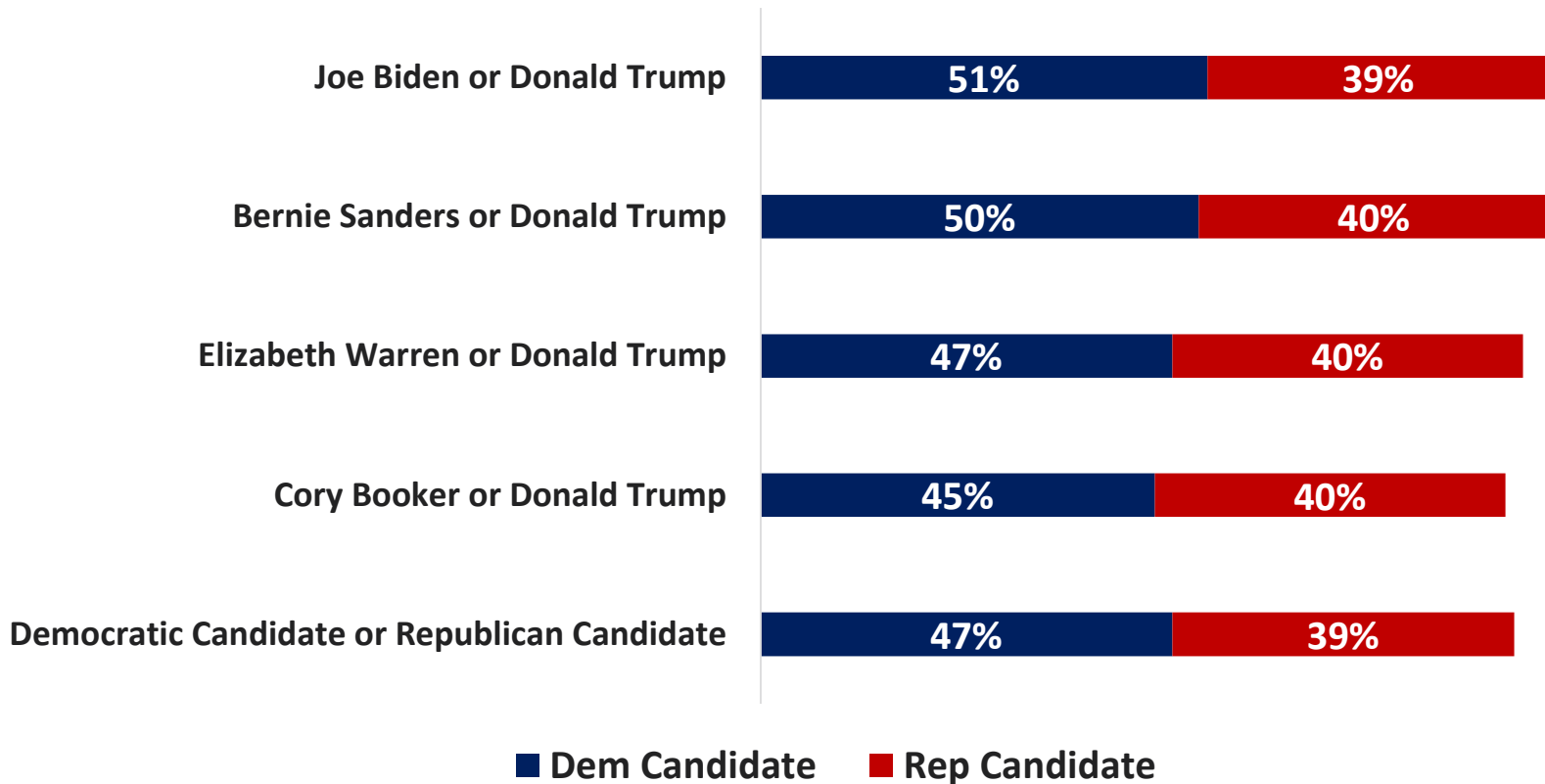
2020 Democratic Primary

If the Democratic presidential primary in 2020 came down to these candidates, for whom would you vote?

	Democrat	Independent
Joe Biden	29%	19%
Bernie Sanders	22%	20%
Elizabeth Warren	7%	5%
Kamala Harris	7%	3%
Michael Bloomberg	4%	5%
Cory Booker	4%	2%
Andrew Cuomo	3%	1%
Kirsten Gillibrand	2%	2%
Amy Klobuchar	2%	2%
Eric Holder	1%	1%
Terry McAuliffe	1%	0%

2020 Presidential Election

Thinking about the election for president in 2020, if the election were held today, and the candidates were Donald Trump and [...], for whom would you vote?





Clifford Young

President, Ipsos US Public Affairs

✉ Clifford.Young@ipsos.com

📞 +1 312.375.3328

Cliff Young is President of Ipsos Public Affairs in the United States and also leads Ipsos' global election and polling risk practice. He is a polling expert with specialties in social and public opinion trends, crisis management, corporate and institution reputation and elections. Cliff is a contributor to POTUS Radio and has served as an expert commentator on Fox News and NPR, among others. Cliff is also an adjunct professor at Johns Hopkins SAIS and an instructor at both Columbia University SIPA and University of São Paulo where he teaches courses on public opinion and election forecasting.

(MORE BIO INFO: <http://spotlight.ipsosna.com/index.php/author/clifford-young/>)