

January 9, 2019

POTUS RADIO

Clifford Young

President, Ipsos Public Affairs

POTUS Radio

CORE POLITICAL

IPSOS POLL CONDUCTED FOR REUTERS

Core Political Data

These are findings from an Ipsos poll conducted

for



REUTERS

date

December 26, 2018-January 1, 2019



For the survey,

a sample of

2,482

Americans

including

1,042

Democrats

881

Republicans

301

Independents

ages

18+

were interviewed online

IPSOS POLL CONDUCTED FOR REUTERS

Core Political Data

The precision of the Reuters/Ipsos online polls is measured using a credibility interval.

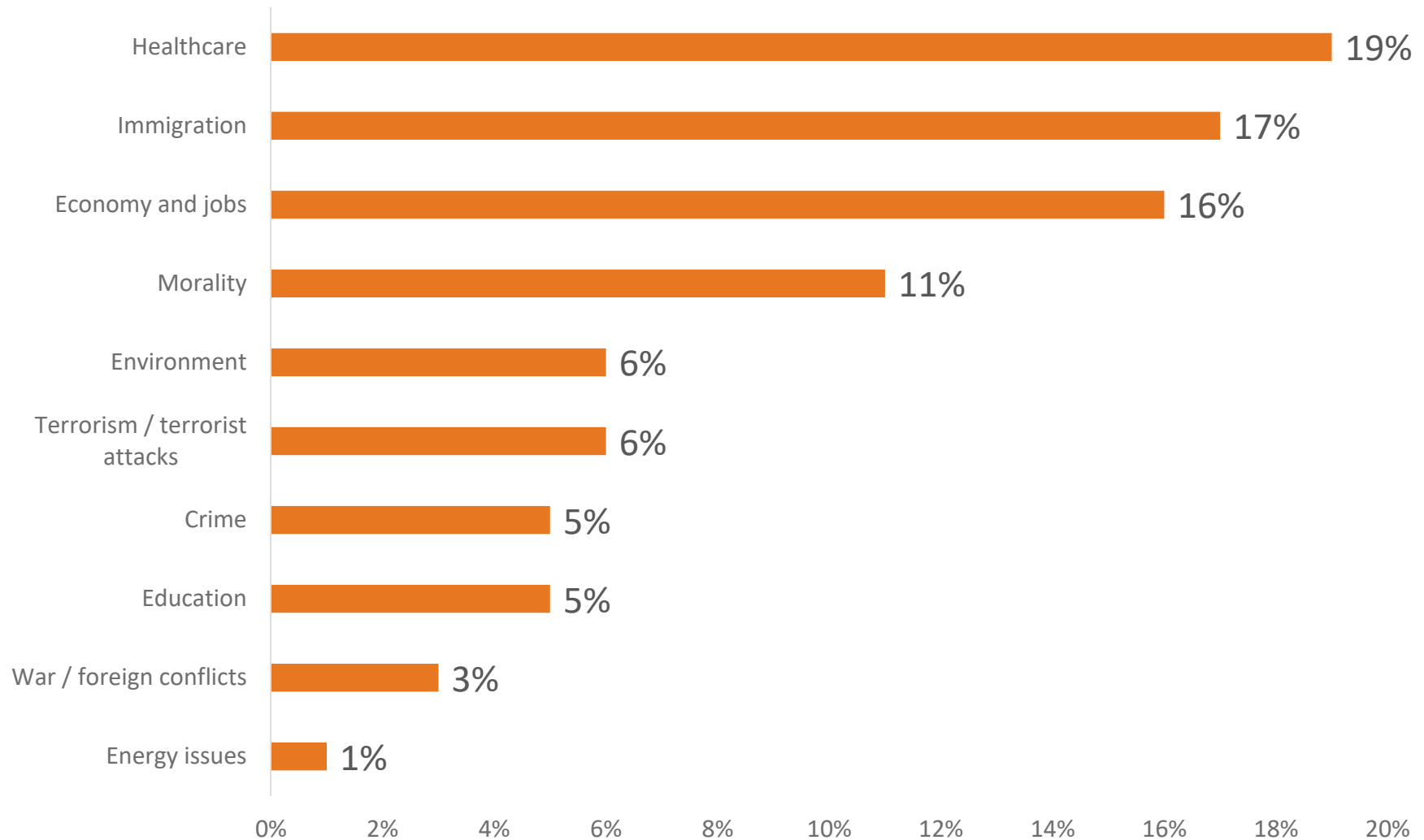
In this case, the poll has a credibility interval of plus or minus the following percentage points



For more information about credibility intervals, please see the appendix.

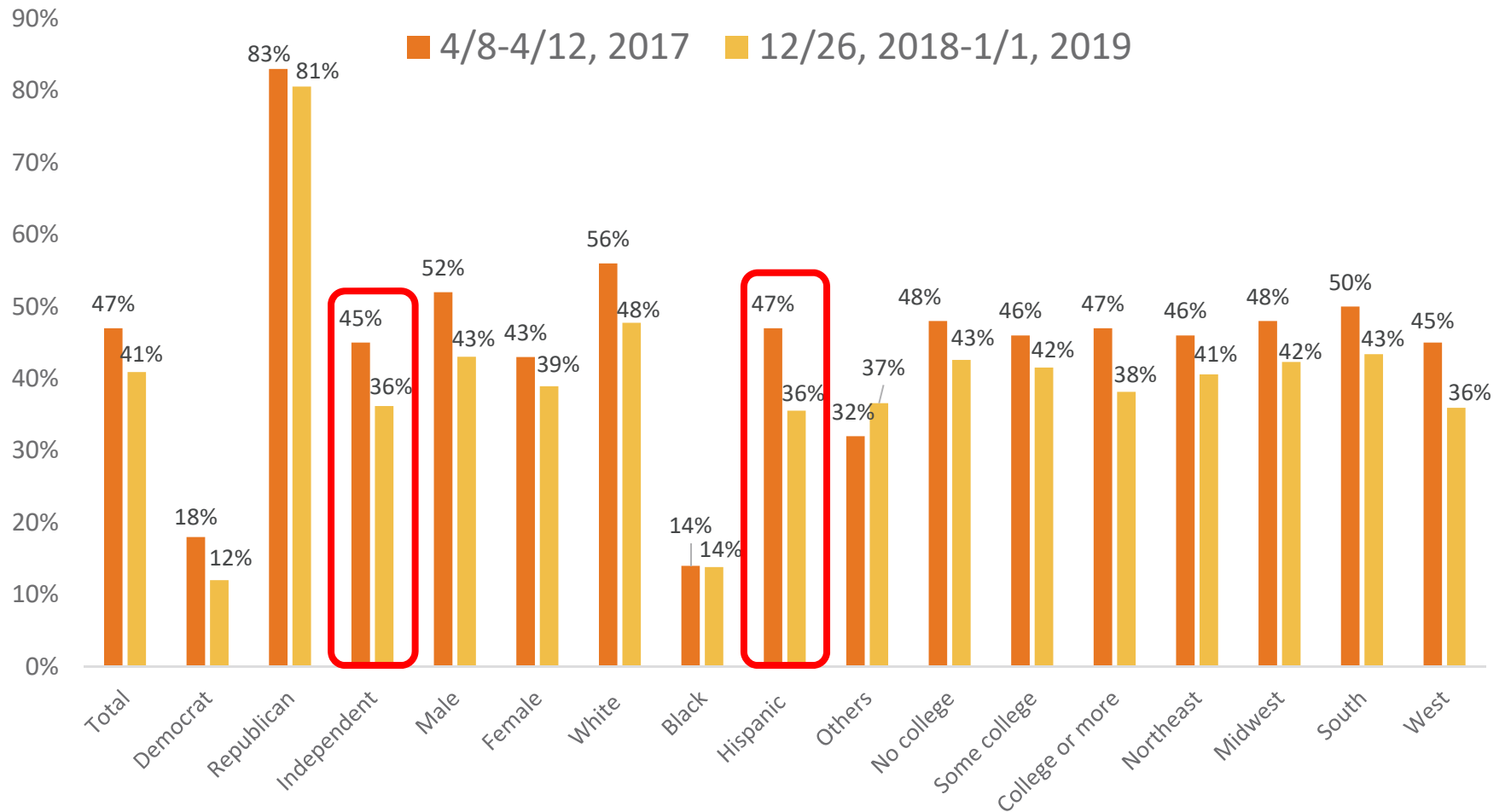
Main Problems

In your opinion, what is the most important problem facing the US today?



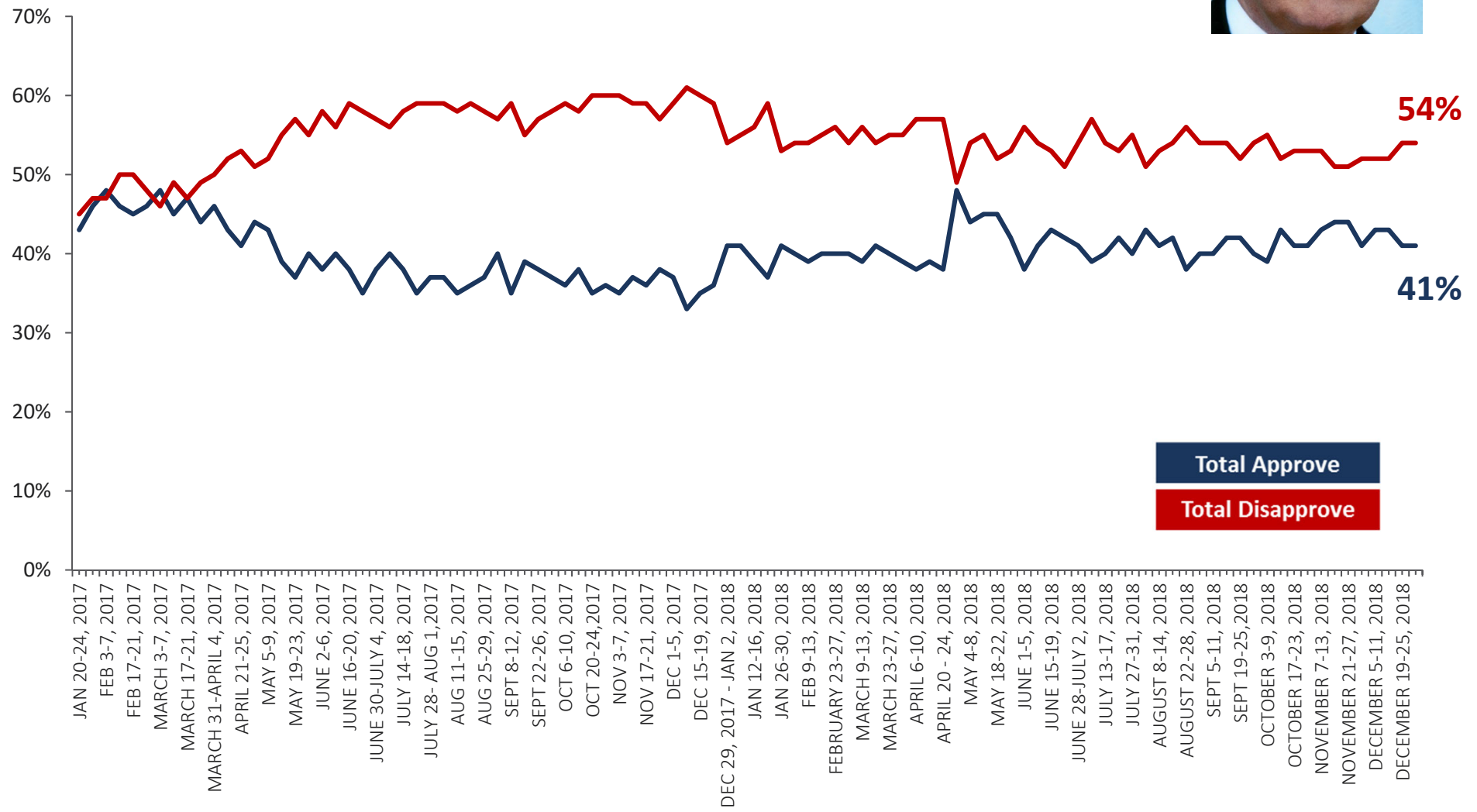
Approval by Demographic

Overall, do you approve or disapprove about the way Donald Trump is handling his job as President? *Approve*




ALL ADULT AMERICANS

Weekly Approval



ALL ADULT AMERICANS

Approval Attributes



Do you approve or disapprove about the way Donald Trump is handling the following issues?

	Strongly approve	Somewhat approve	Lean towards approve	Lean towards disapprove	Somewhat disapprove	Strongly disapprove	Don't know	TOTAL APPROVE	TOTAL DISAPPROVE
The US economy	22%	15%	13%	9%	8%	26%	8%	49%	43%
US foreign policy	16%	14%	10%	9%	8%	34%	9%	40%	51%
Healthcare reform	15%	12%	11%	10%	8%	35%	9%	38%	53%
Employment and jobs	23%	14%	15%	8%	8%	24%	8%	52%	40%
Dealing with Congress	16%	13%	10%	9%	8%	36%	8%	39%	53%
Dealing with ISIS / ISIL	20%	13%	12%	8%	8%	28%	11%	45%	44%
International trade	18%	13%	11%	9%	9%	30%	10%	42%	49%
Taxation	17%	13%	13%	10%	8%	30%	10%	42%	48%
Corruption	15%	11%	10%	10%	8%	37%	11%	35%	54%
The environment	15%	10%	12%	9%	6%	38%	10%	36%	54%
Immigration	24%	11%	7%	7%	6%	38%	6%	42%	51%
The way he treats people like me	16%	11%	9%	8%	8%	40%	8%	37%	55%
The effort he is making to unify the country	18%	11%	9%	9%	7%	38%	8%	38%	54%
Russia	14%	12%	10%	9%	8%	37%	10%	36%	54%

ALL ADULT AMERICANS

Congressional Approval

Split Sampled

Overall, do you approve or disapprove about the way your Congressperson is handling their job as Representative?

	Total	Democrat	Republican	Independent
Strongly approve	12%	14%	15%	6%
Somewhat approve	32%	29%	37%	35%
Somewhat disapprove	21%	25%	20%	19%
Strongly disapprove	15%	17%	16%	10%
Don't know	20%	16%	12%	30%
TOTAL APPROVE	43%	43%	52%	41%
TOTAL DISAPPROVE	36%	41%	35%	29%

Overall, do you approve or disapprove about the way Congress as a whole is handling its job?

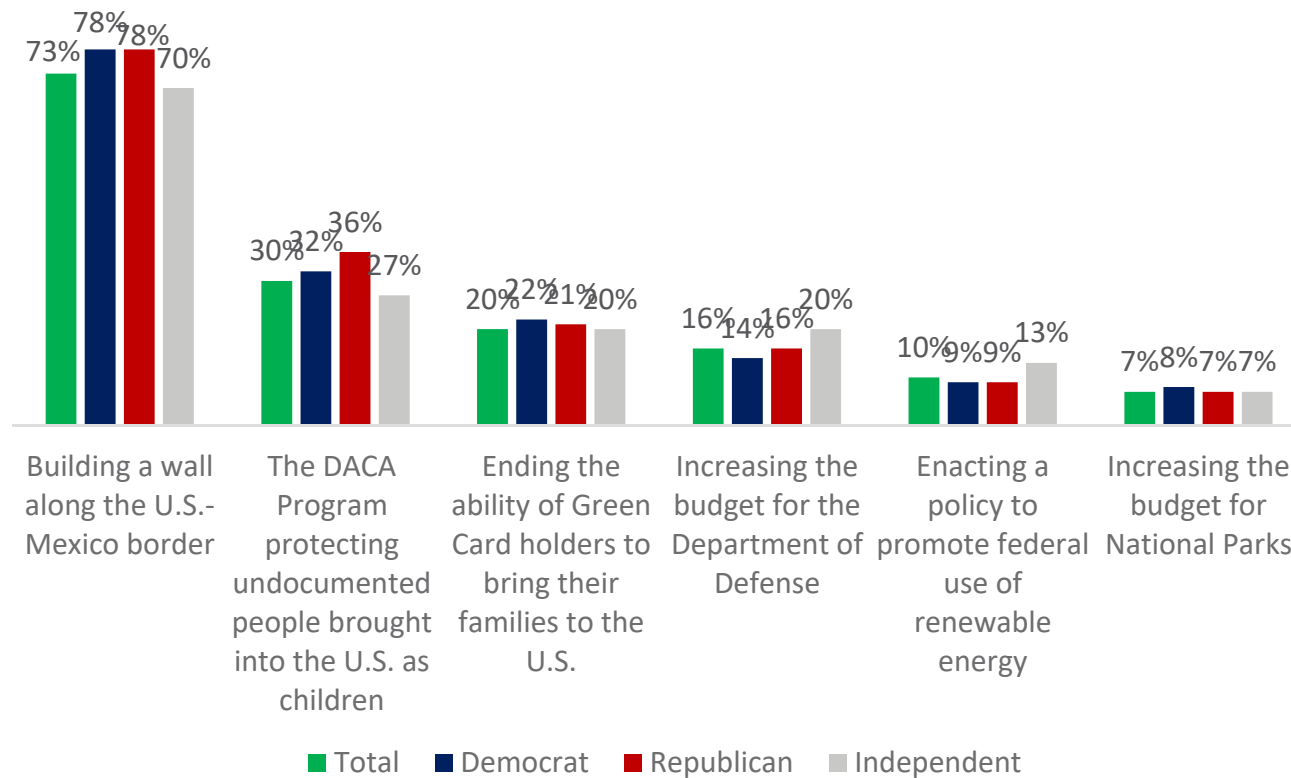
	Total	Democrat	Republican	Independent
Strongly approve	6%	6%	9%	0%
Somewhat approve	20%	19%	23%	19%
Somewhat disapprove	34%	36%	34%	36%
Strongly disapprove	29%	31%	28%	33%
Don't know	11%	9%	7%	11%
TOTAL APPROVE	26%	25%	32%	20%
TOTAL DISAPPROVE	63%	66%	61%	69%

POTUS Radio

GOVERNMENT SHUTDOWN

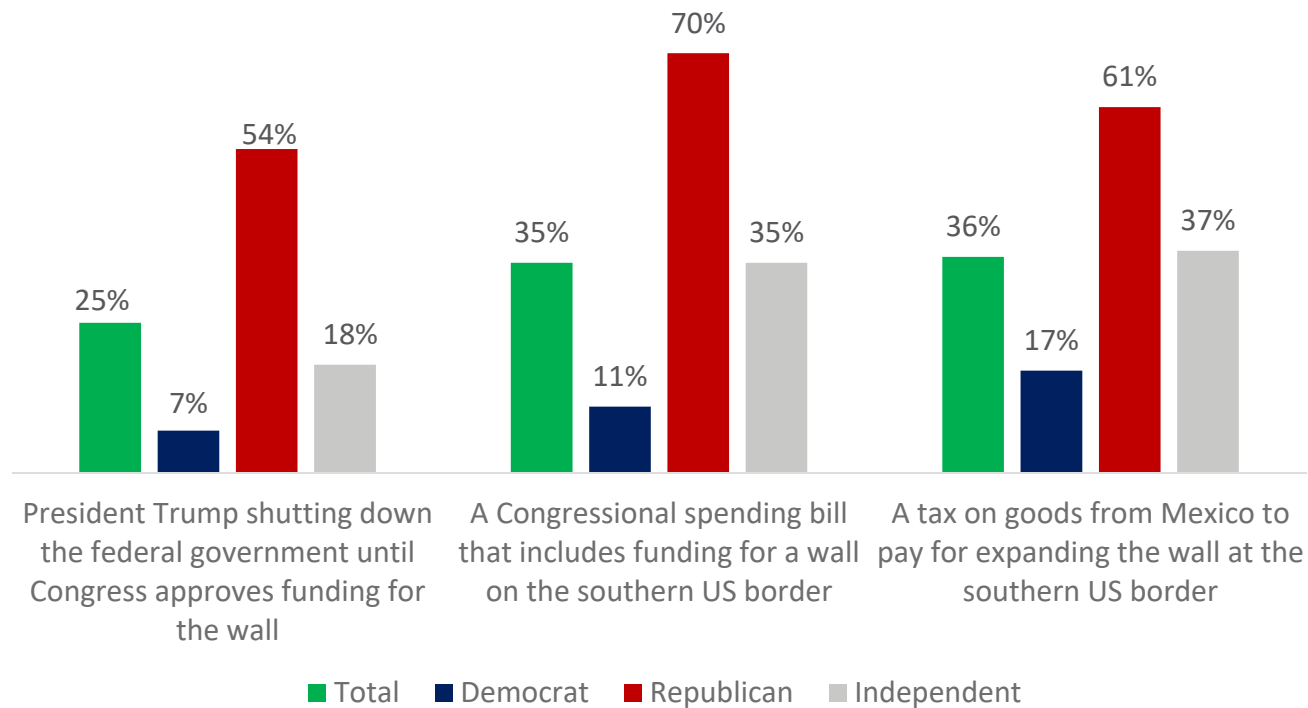
A clear majority of Americans across all parties identify the U.S.-Mexico border wall as the driving force in the government shutdown

To the best of your knowledge is [ISSUE] causing disagreement and holding up reaching a budget deal? (Yes summary)



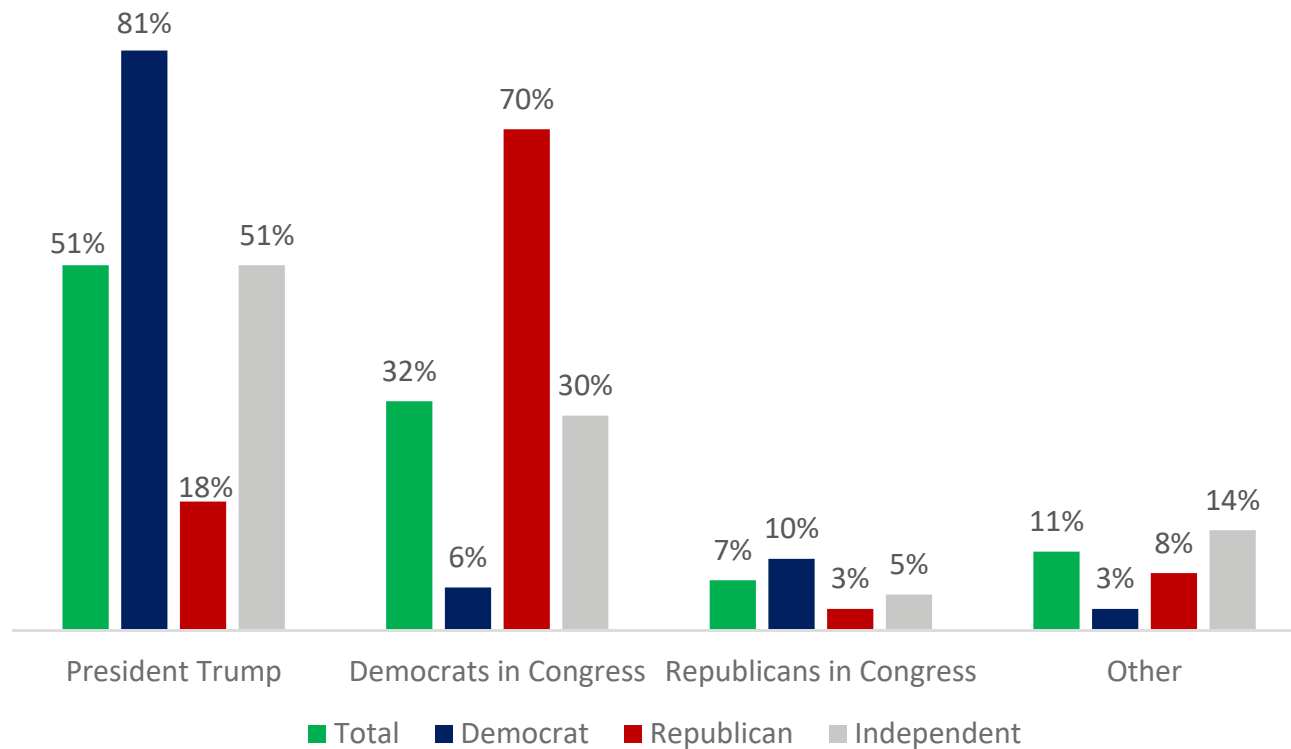
Support for a wall funded in any way is still heavily partisan. Americans are least supportive of shutting down the government until Congress approves funding.

Please indicate if you support or oppose... (Support summary)



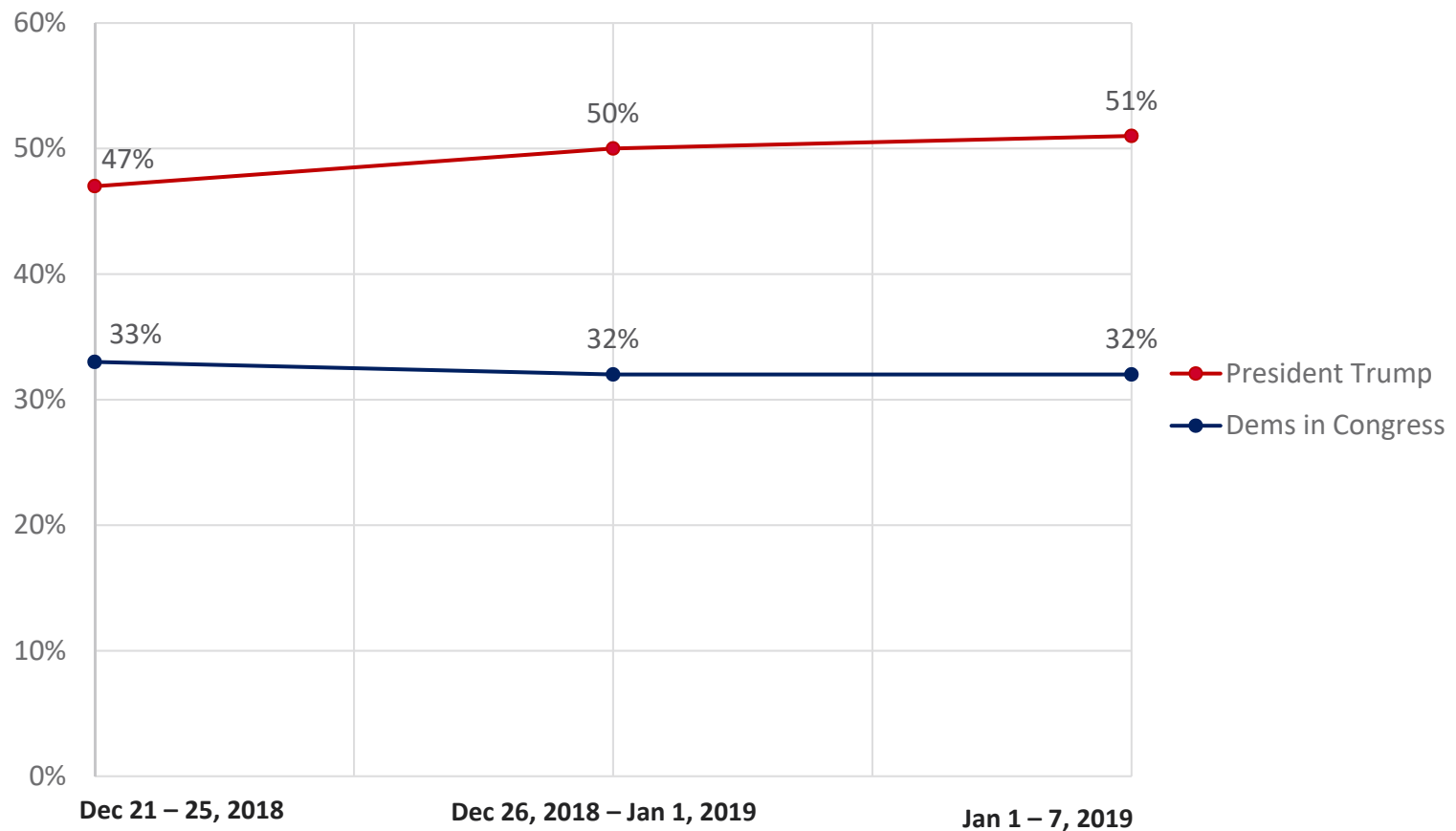
Parties are quick to blame the other side. But, President Trump receives more blame from Americans than any other entity...

Who would you say most deserves blame for a deal not being reached, causing the federal government to shut down?



...And blame is showing a slight upward trend in early survey returns

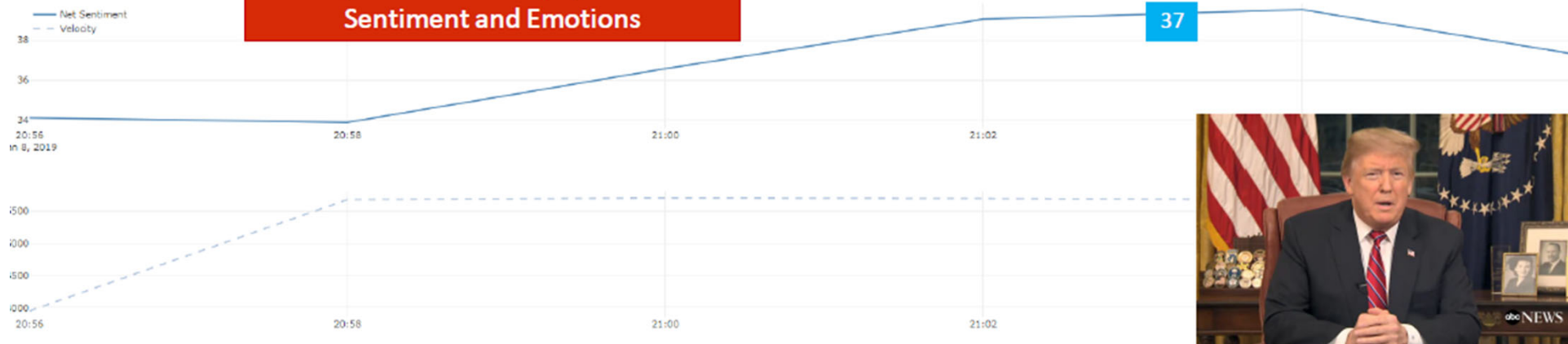
Who would you say most deserves blame for a deal not being reached, causing the federal government to shut down? (All Americans)



Trump Speech

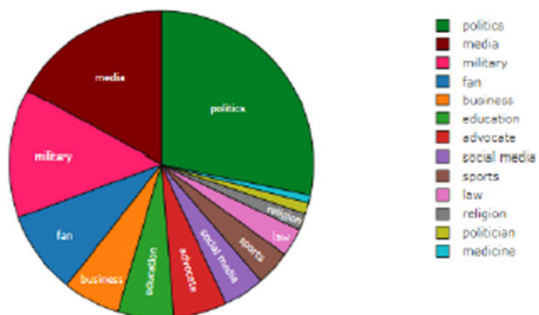


Trump Border Security Speech: Net Sentiment and Emotions

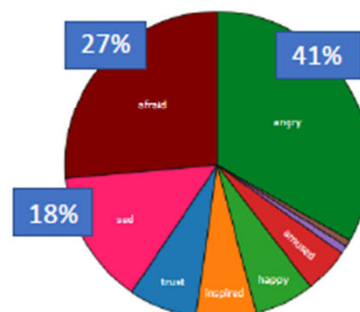


Influencer Types

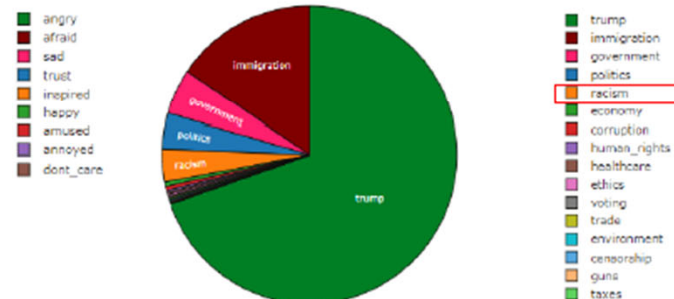
Influencer Rate: 29%



Emotions

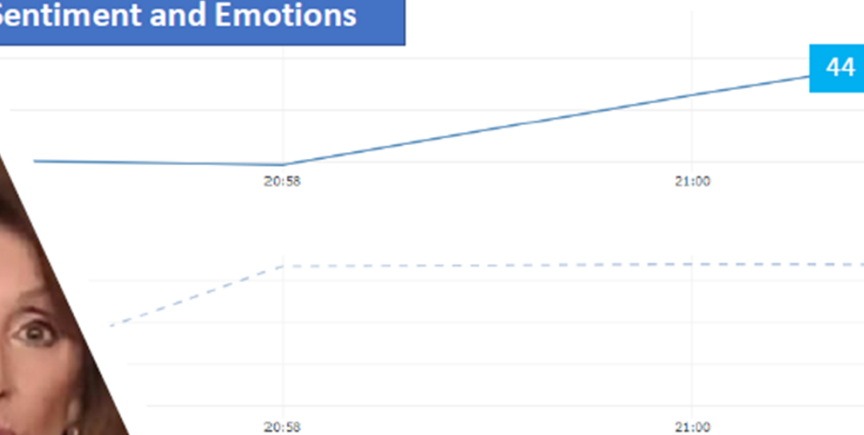


Topics

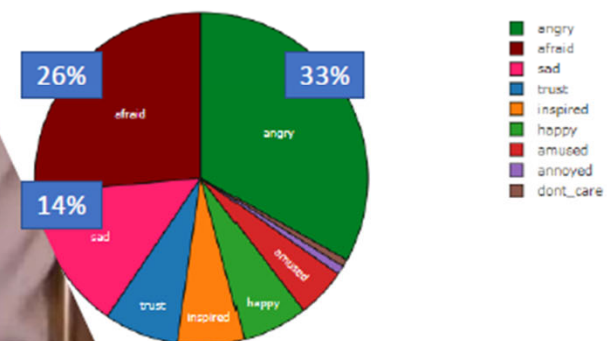




Democratic Rebuttal: Net Sentiment and Emotions



Emotions





Clifford Young

President, Ipsos US Public Affairs

✉ Clifford.Young@ipsos.com

📞 +1 312.375.3328

Cliff Young is President of Ipsos Public Affairs in the United States and also leads Ipsos' global election and polling risk practice. He is a polling expert with specialties in social and public opinion trends, crisis management, corporate and institution reputation and elections. Cliff is a contributor to POTUS Radio and has served as an expert commentator on Fox News and NPR, among others. Cliff is also an adjunct professor at Johns Hopkins SAIS and an instructor at both Columbia University SIPA and University of São Paulo where he teaches courses on public opinion and election forecasting.

(MORE BIO INFO: <http://spotlight.ipsosna.com/index.php/author/clifford-young/>)