

March 20, 2019

POTUS RADIO

Clifford Young

President, Ipsos Public Affairs

POTUS Radio

CORE POLITICAL

Core Political Data



These are findings from an Ipsos poll conducted

for



REUTERS

date

March 6 – March 12, 2019

For the survey,

a sample of

2,207

Americans

including

756

Democrats

809

Republicans

408

Independents

ages

18+

were interviewed online

Core Political Data

The precision of the Reuters/Ipsos online polls is measured using a credibility interval.

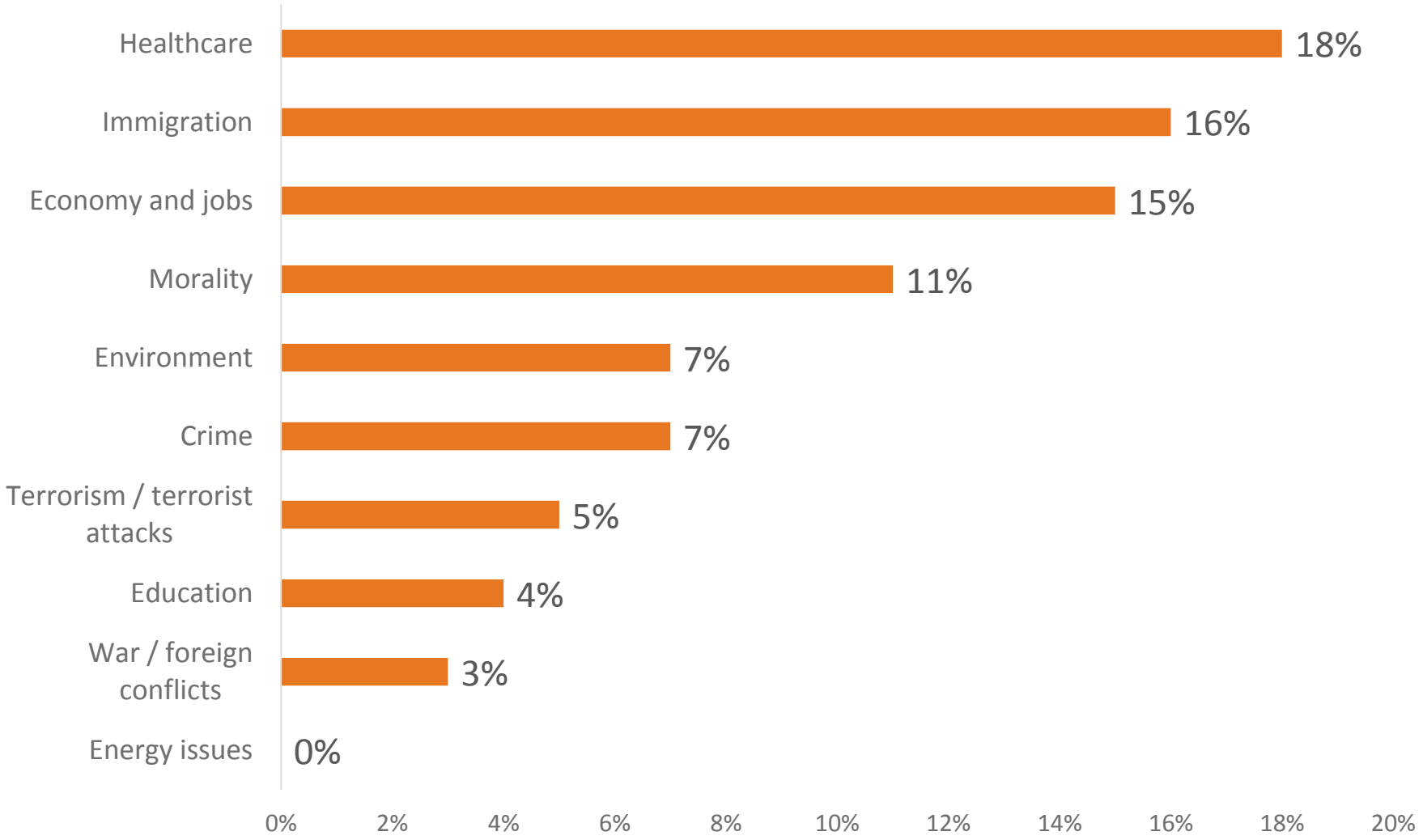
In this case, the poll has a credibility interval of plus or minus the following percentage points



For more information about credibility intervals, please see the appendix.

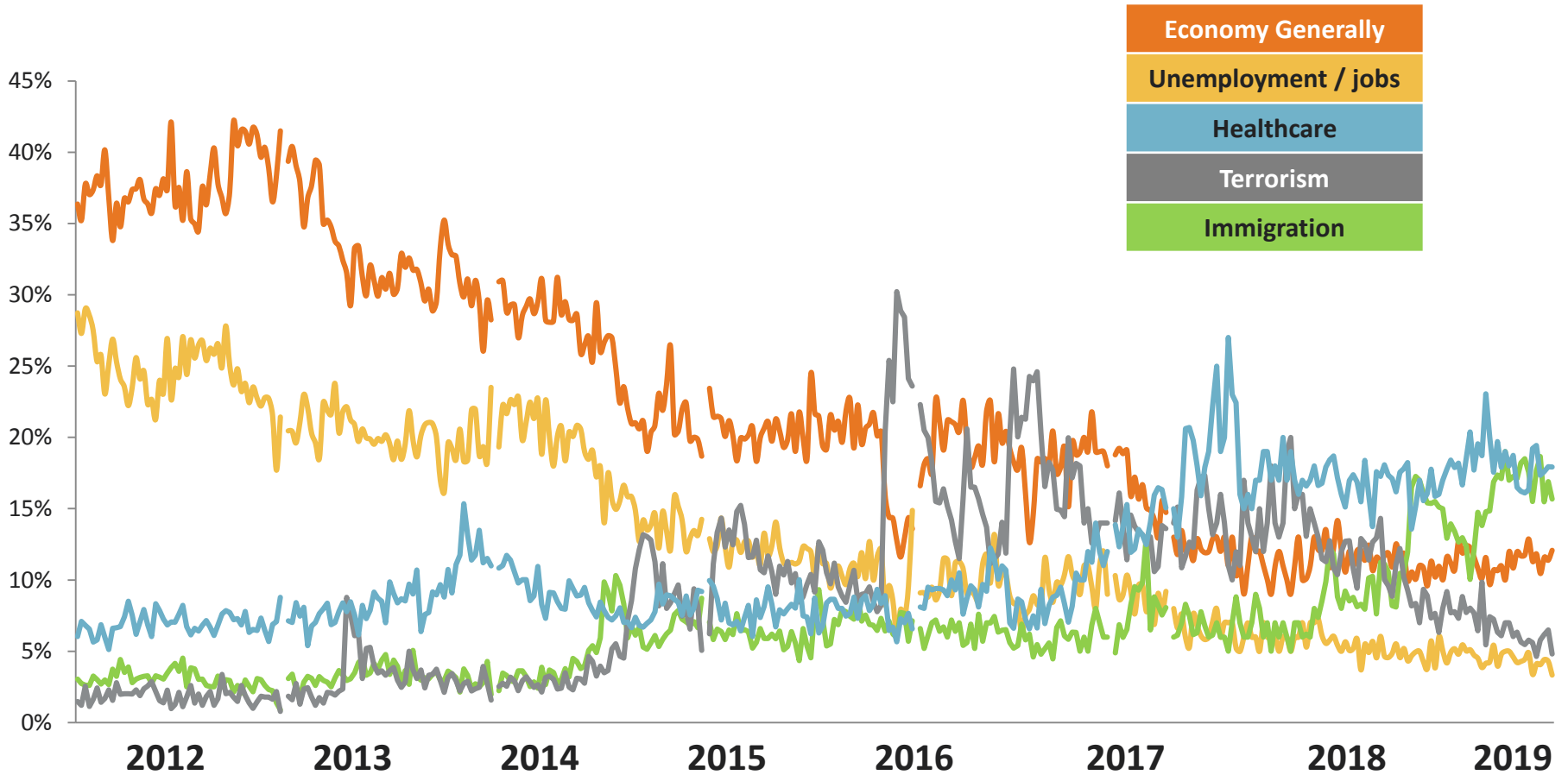
Main Problems

In your opinion, what is the most important problem facing the US today?



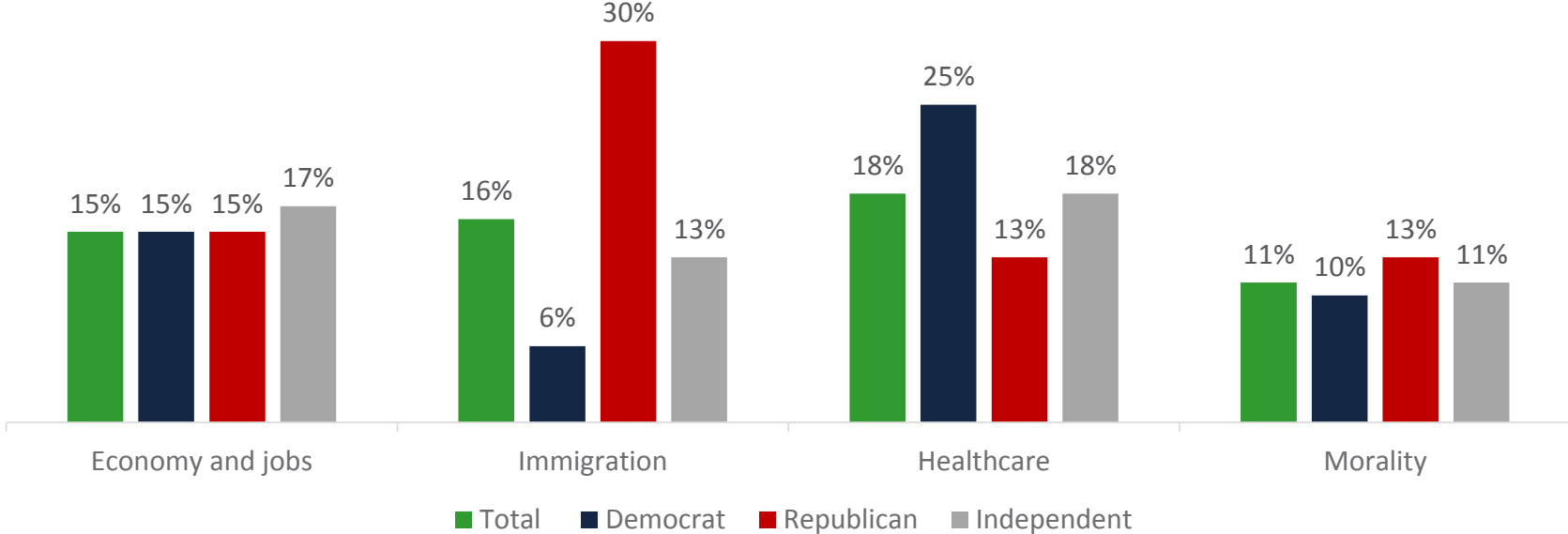
ALL ADULT AMERICANS

Main Problem Facing America



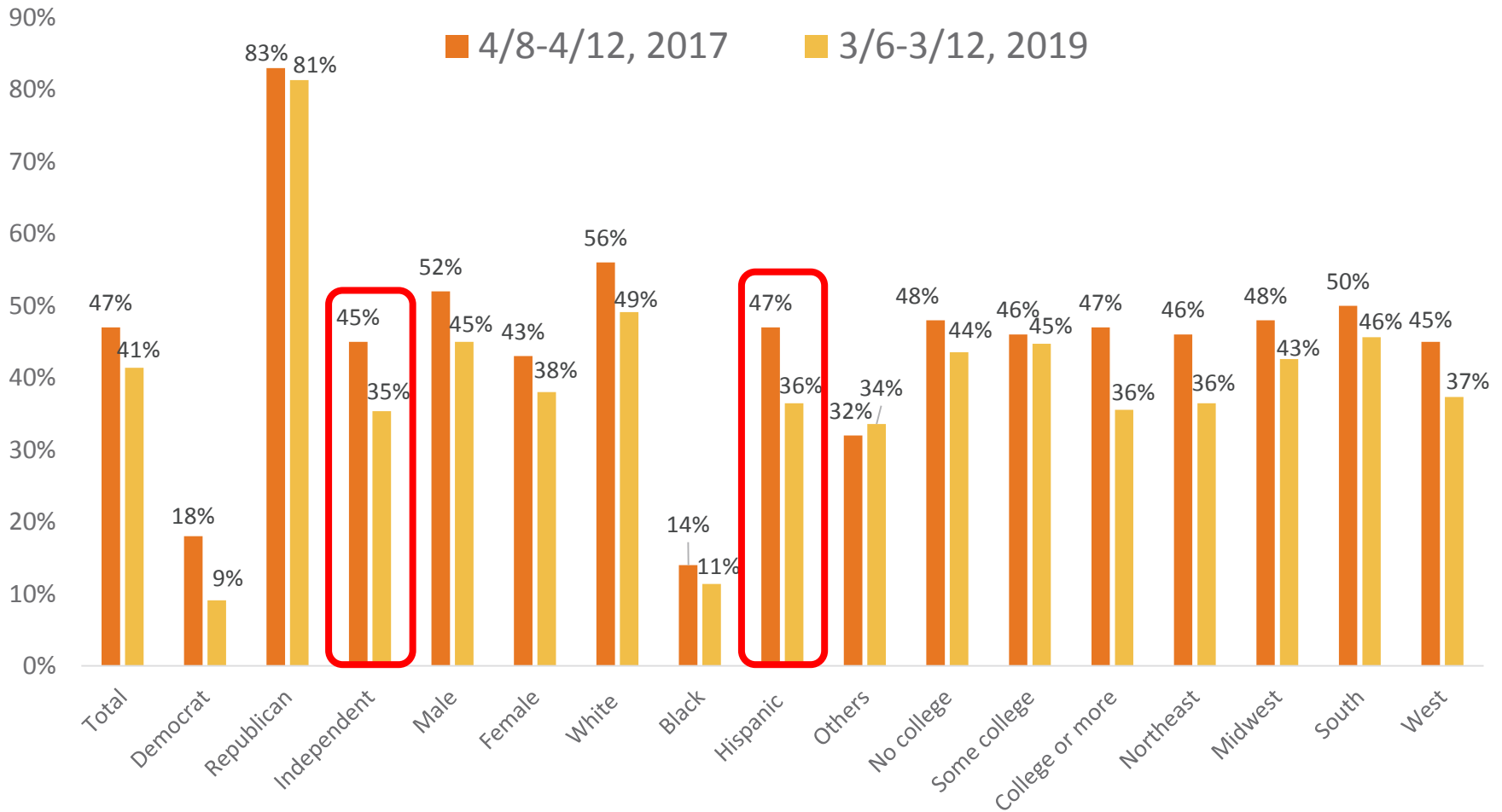
Parties are split on their top issues

In your opinion, what is the most important problem facing the US today?



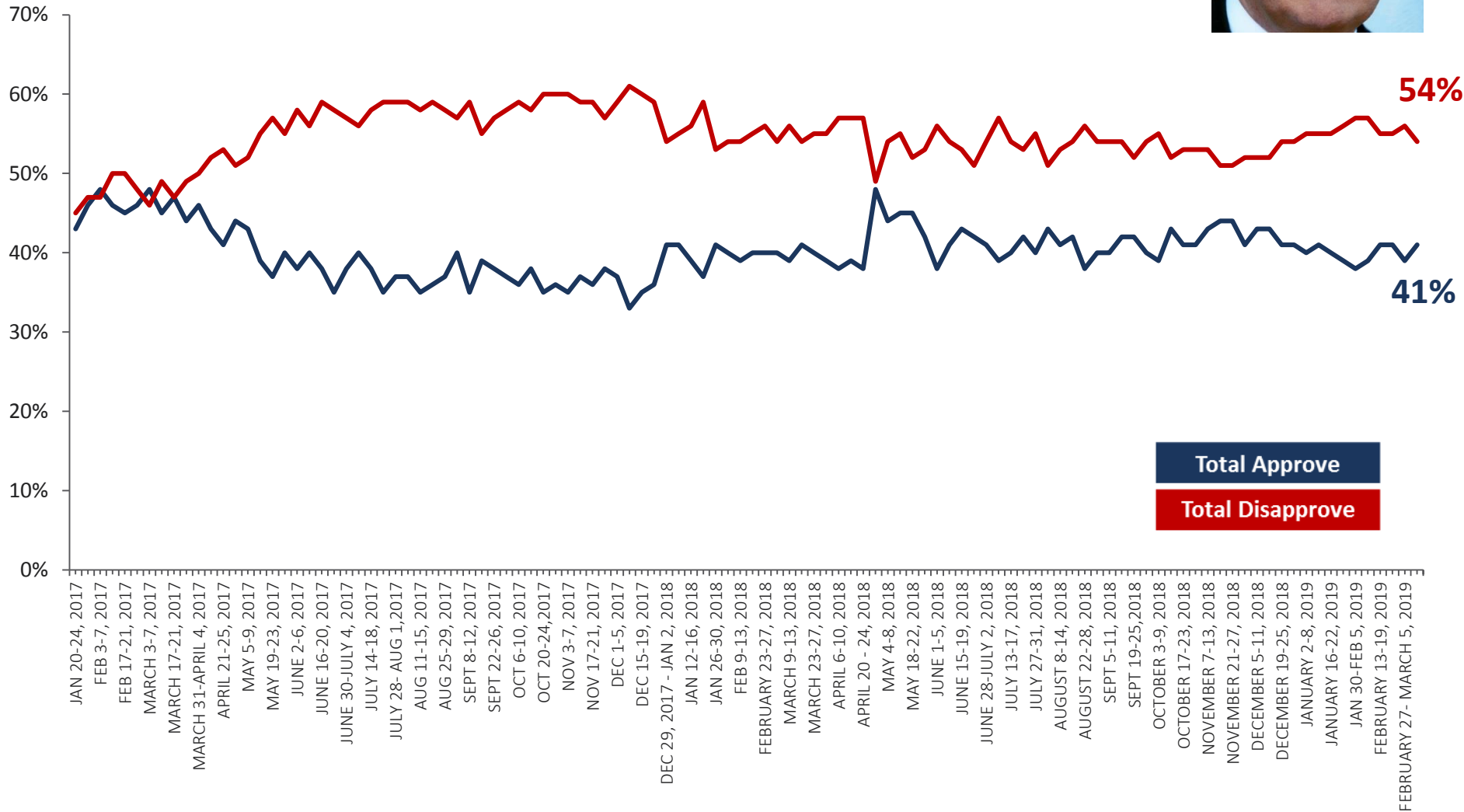
Approval by Demographic

Overall, do you approve or disapprove about the way Donald Trump is handling his job as President? *Approve*



ALL ADULT AMERICANS

Weekly Approval



Total Approve
Total Disapprove

ALL ADULT AMERICANS

Approval Attributes



Do you approve or disapprove about the way Donald Trump is handling the following issues?

	Strongly approve	Somewhat approve	Lean towards approve	Lean towards disapprove	Somewhat disapprove	Strongly disapprove	Don't know	TOTAL APPROVE	TOTAL DISAPPROVE
The US economy	22%	14%	13%	9%	9%	26%	8%	49%	43%
US foreign policy	19%	13%	10%	9%	7%	33%	9%	42%	49%
Healthcare reform	15%	11%	13%	10%	9%	32%	10%	39%	51%
Employment and jobs	24%	13%	15%	9%	8%	23%	9%	51%	40%
Dealing with Congress	15%	13%	10%	10%	9%	35%	9%	38%	53%
Dealing with ISIS / ISIL	21%	13%	12%	9%	8%	27%	10%	46%	43%
International trade	20%	12%	12%	9%	8%	30%	10%	44%	47%
Taxation	17%	12%	12%	11%	9%	31%	9%	40%	51%
Corruption	15%	11%	12%	8%	7%	38%	10%	37%	53%
The environment	12%	12%	13%	9%	7%	37%	11%	37%	53%
Immigration	25%	9%	10%	7%	6%	36%	6%	45%	49%
The way he treats people like me	16%	10%	10%	8%	7%	39%	9%	37%	54%
The effort he is making to unify the country	18%	11%	12%	7%	6%	38%	8%	40%	52%
Russia	14%	11%	11%	11%	6%	37%	11%	36%	53%

ALL ADULT AMERICANS

Congressional Approval

Split Sampled

Overall, do you approve or disapprove about the way your Congressperson is handling their job as Representative?

	Total	Democrat	Republican	Independent
Strongly approve	12%	17%	13%	6%
Somewhat approve	34%	38%	40%	32%
Somewhat disapprove	18%	19%	21%	18%
Strongly disapprove	13%	9%	16%	14%
Don't know	23%	17%	11%	30%
TOTAL APPROVE	46%	55%	52%	38%
TOTAL DISAPPROVE	32%	28%	37%	32%

Overall, do you approve or disapprove about the way Congress as a whole is handling its job?

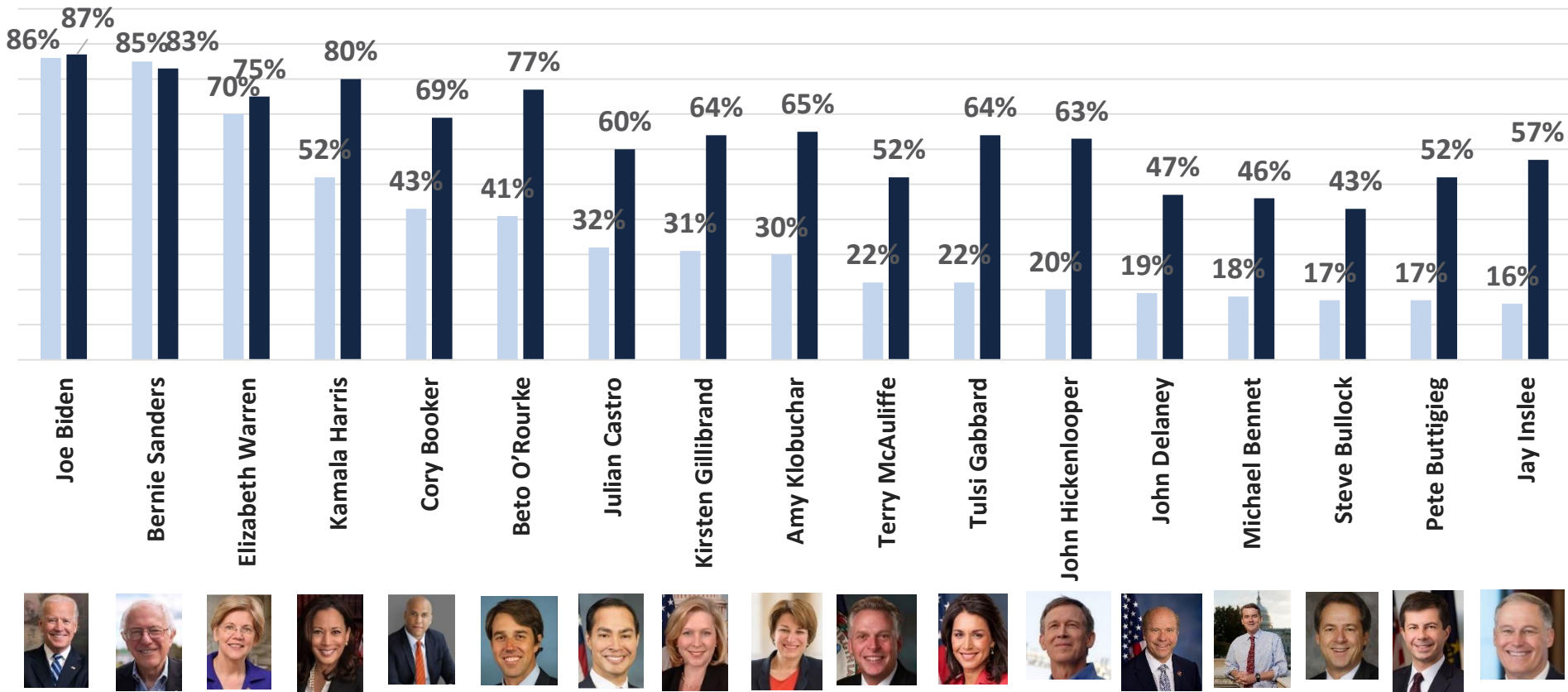
	Total	Democrat	Republican	Independent
Strongly approve	4%	4%	5%	4%
Somewhat approve	18%	24%	17%	10%
Somewhat disapprove	36%	39%	36%	38%
Strongly disapprove	30%	24%	37%	33%
Don't know	12%	9%	4%	14%
TOTAL APPROVE	22%	28%	22%	14%
TOTAL DISAPPROVE	66%	63%	74%	71%

POTUS Radio

2020 DEMOCRATIC CANDIDATES

2020 Democratic Presidential Candidates

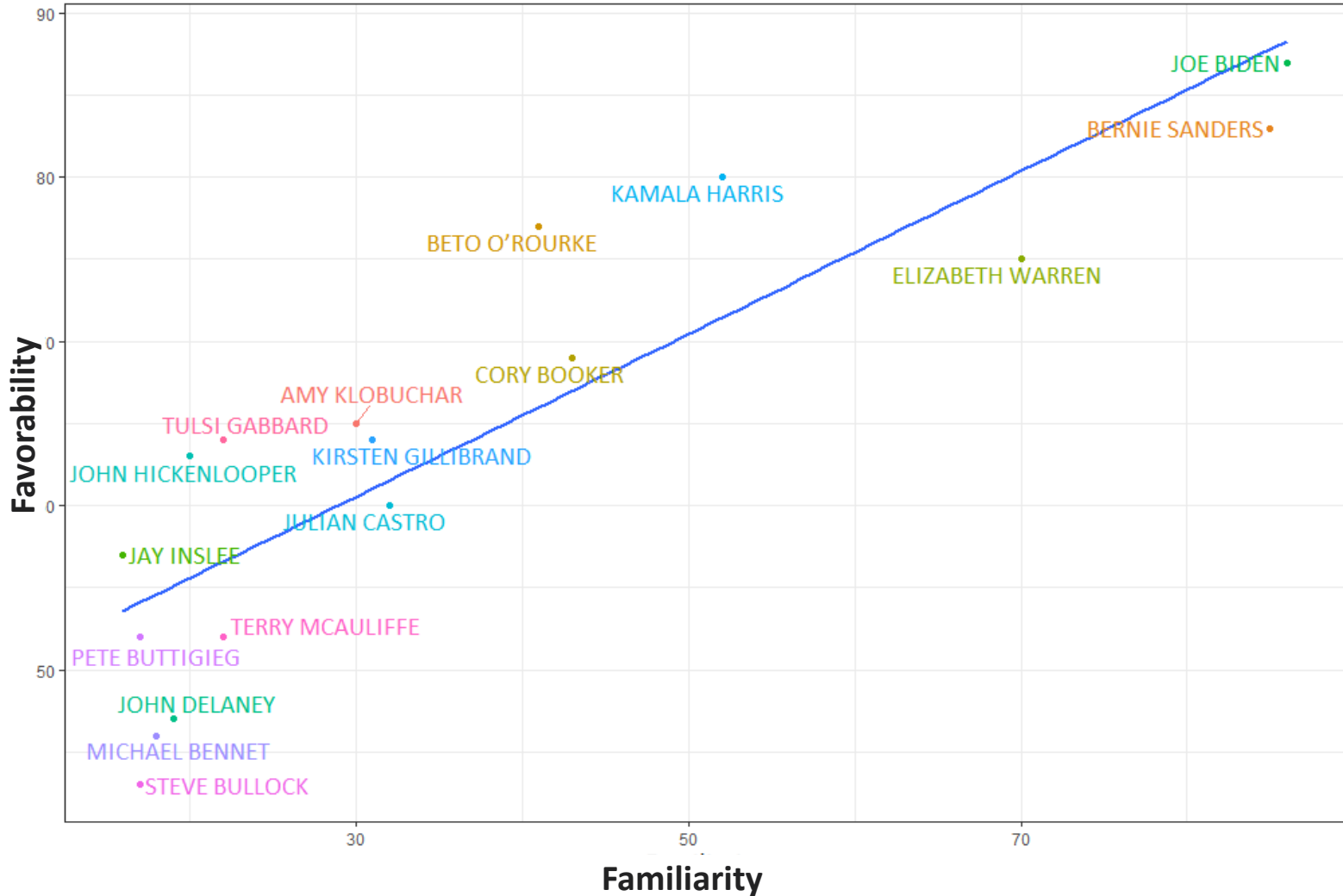
Familiarity Favorability



Q. How familiar are you with the following public figures, taking into account all the ways you may have heard about them?

Q. Would you say you are generally favorable or unfavorable towards these public figures? (Asked only of those aware of the individual people in the previous question)

2020 Democratic Presidential Candidates

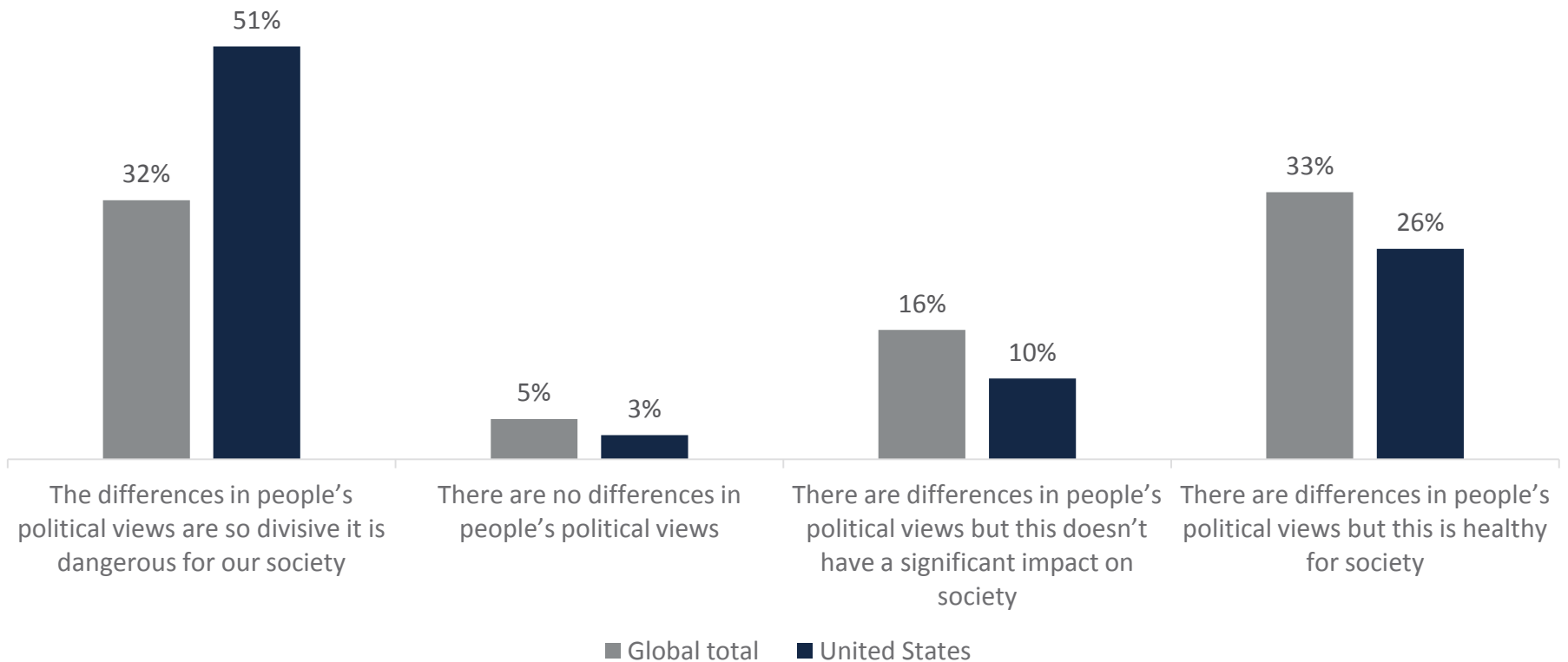


POTUS Radio

UNITED STATES VS. GLOBAL POLITICAL OUTLOOKS

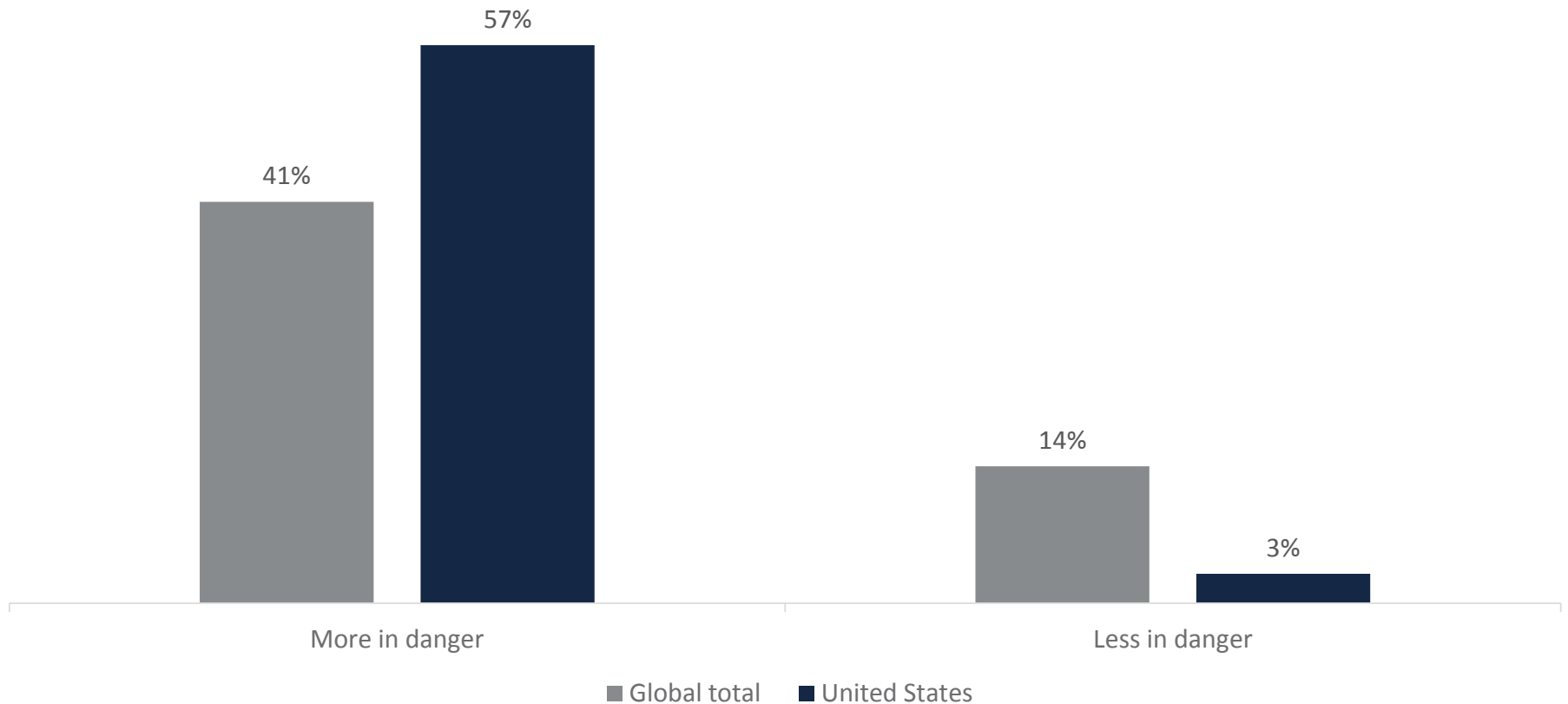
The U.S. is the 2nd most likely out of 27 countries to think peoples' political differences are dangerous for society – far exceeding the global average...

Which of the following statements comes closest to your opinion about the range of political view in the United States?



And 3 in 5 Americans think the U.S. is more at danger because of political divisions than it was 20 years ago.

Do you think [COUNTRY]'s society is more or less at danger because of divisions between people with different political views than what it was 20 years ago or is it about the same?

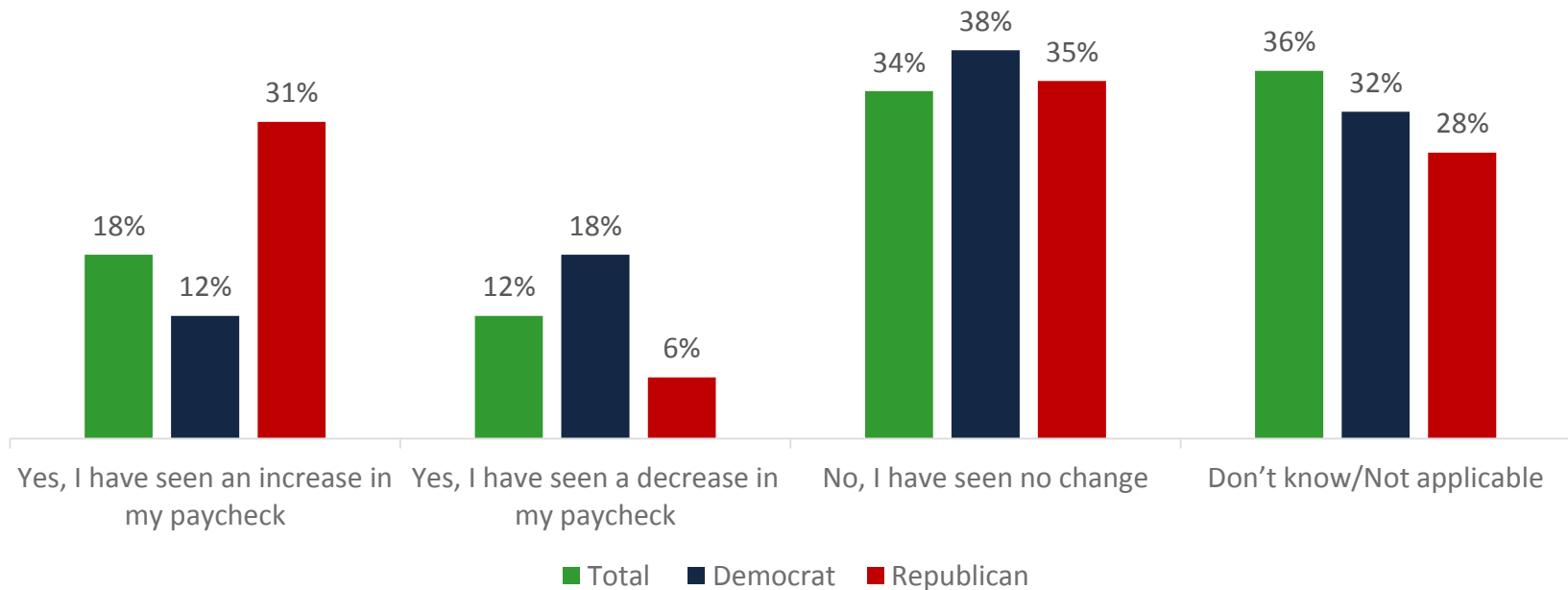


POTUS Radio

2017 REPUBLICAN TAX POLL

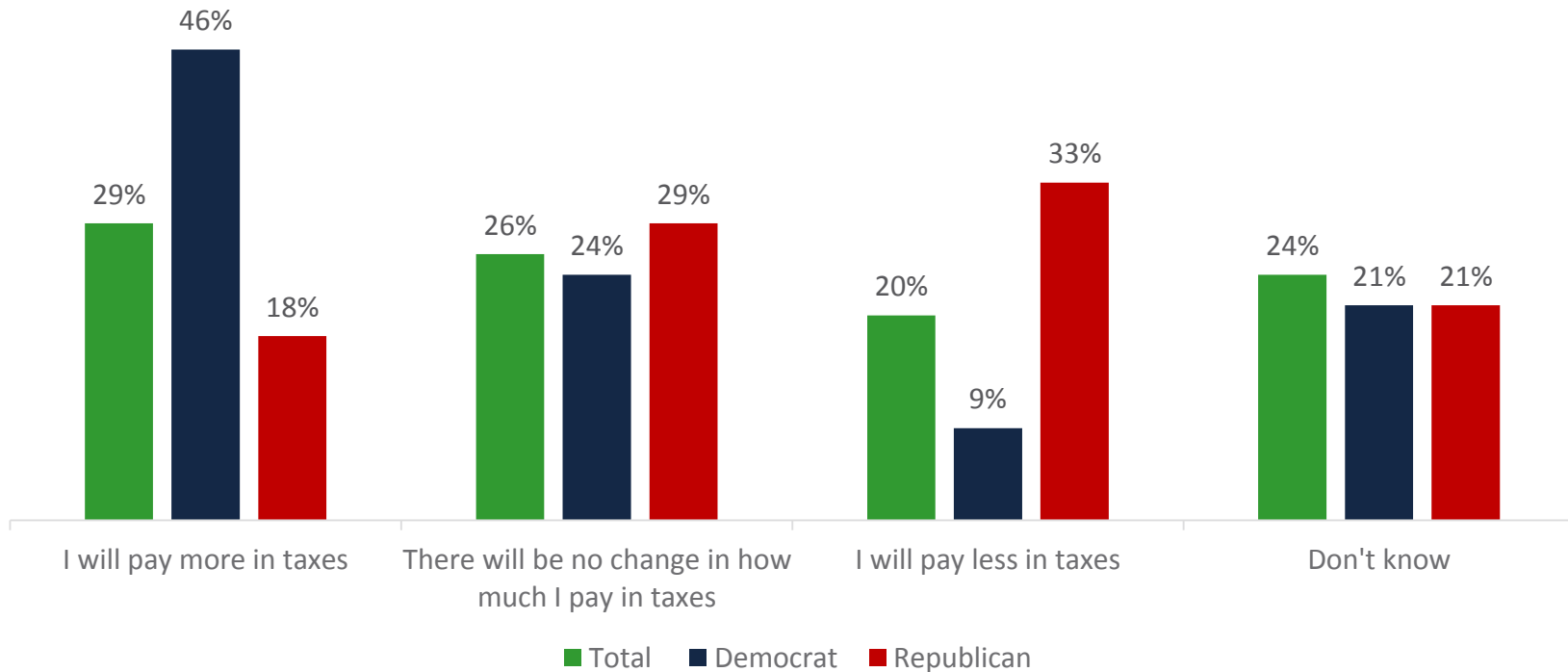
Most Americans do not feel the impact of the 2017 tax law passed when Republicans were in control of Congress.

To the best of your knowledge, has the 2017 tax reform bill impacted your personal finances?



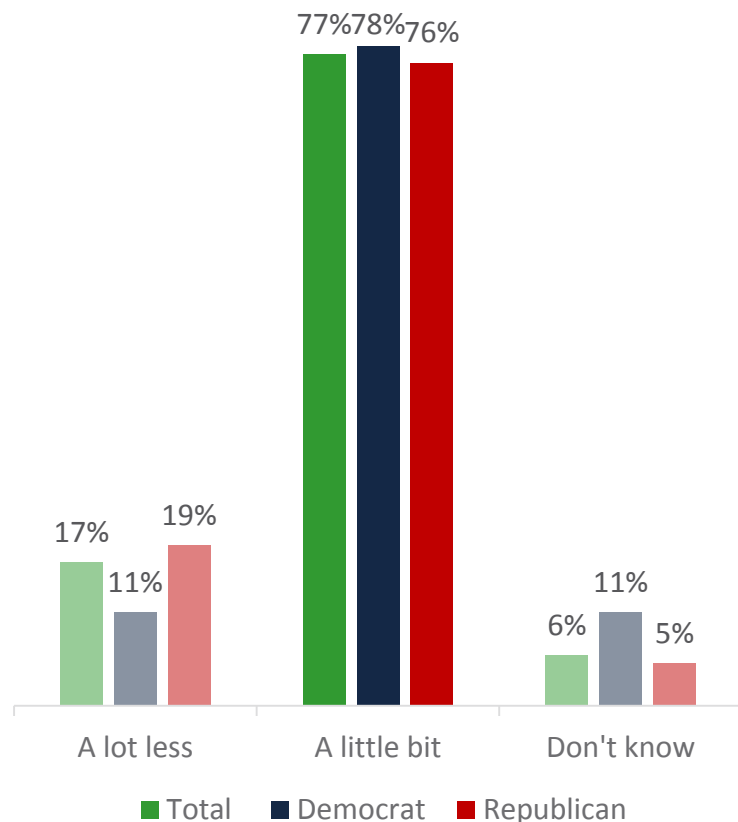
Only 1 in 5 Americans expect to pay less in taxes this year...

From what you know about the tax plan that Congress passed in December 2017, how do you think your personal income taxes will be impacted?

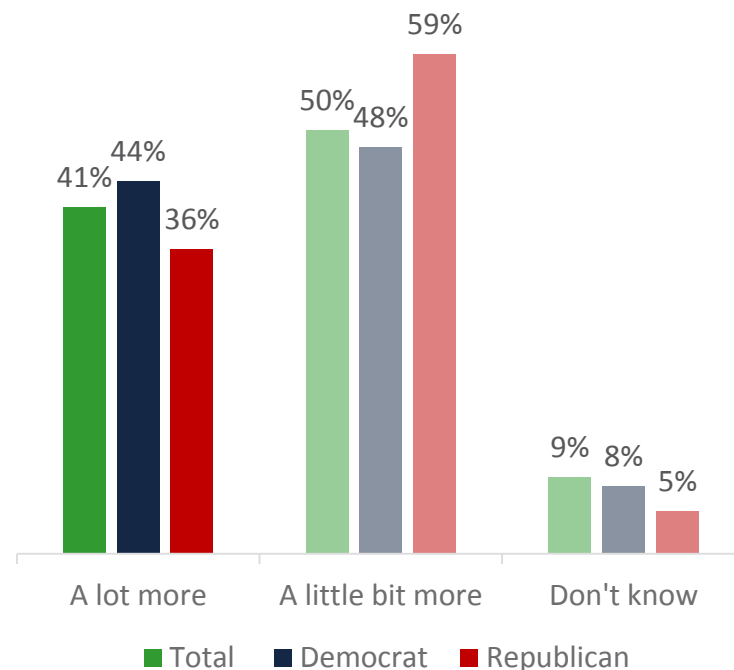


And among those who expect to pay *less*, the vast majority think the change will be minor. Among those who expect to pay *more*, almost half think it will be a lot more.

You mentioned you expect to pay *less* in taxes. Do you expect to pay a lot less or a little bit less in taxes?



You mentioned you expect to pay *more* in taxes. Do you expect to pay a lot less or a little bit less in taxes?





Clifford Young

President, Ipsos US Public Affairs

✉ Clifford.Young@ipsos.com

📞 +1 312.375.3328

Cliff Young is President of Ipsos Public Affairs in the United States and also leads Ipsos' global election and polling risk practice. He is a polling expert with specialties in social and public opinion trends, crisis management, corporate and institution reputation and elections. Cliff is a contributor to POTUS Radio and has served as an expert commentator on Fox News and NPR, among others. Cliff is also an adjunct professor at Johns Hopkins SAIS and an instructor at both Columbia University SIPA and University of São Paulo where he teaches courses on public opinion and election forecasting.

(MORE BIO INFO: <http://spotlight.ipsosna.com/index.php/author/clifford-young/>)