

April 17, 2019

# POTUS RADIO

Clifford Young

President, Ipsos Public Affairs

POTUS Radio

# CORE POLITICAL

# Core Political Data



These are findings from an Ipsos poll conducted

*for*

*date*



REUTERS

April 5 – April 9, 2019

For the survey,

*a sample of*

*including*

*ages*

2,667

Americans

1,161

Democrats

880

Republicans

385

Independents

18+

were interviewed online

## Core Political Data

The precision of the Reuters/Ipsos online polls is measured using a credibility interval.

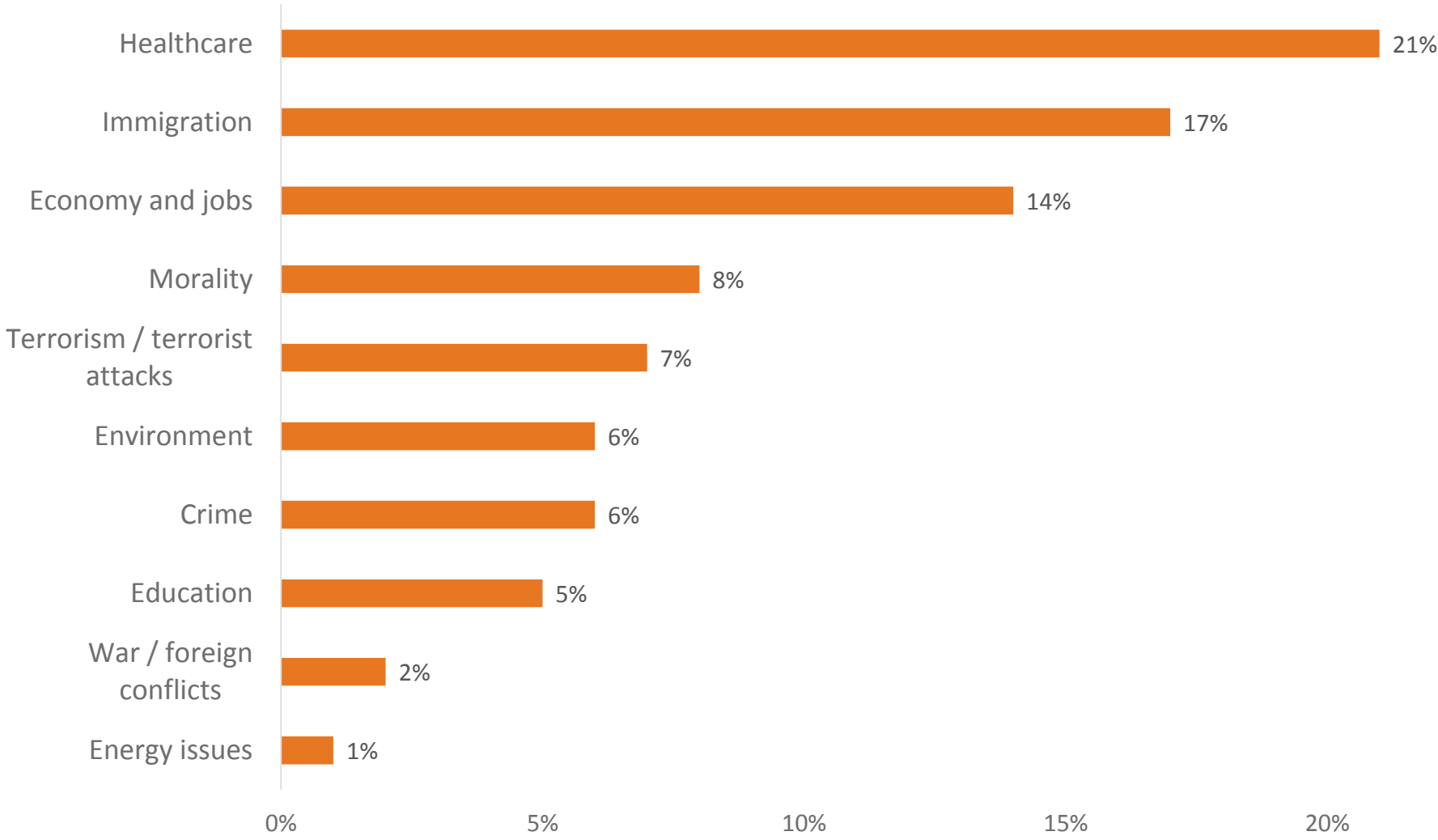
In this case, the poll has a credibility interval of plus or minus the following percentage points



For more information about credibility intervals, please see the appendix.

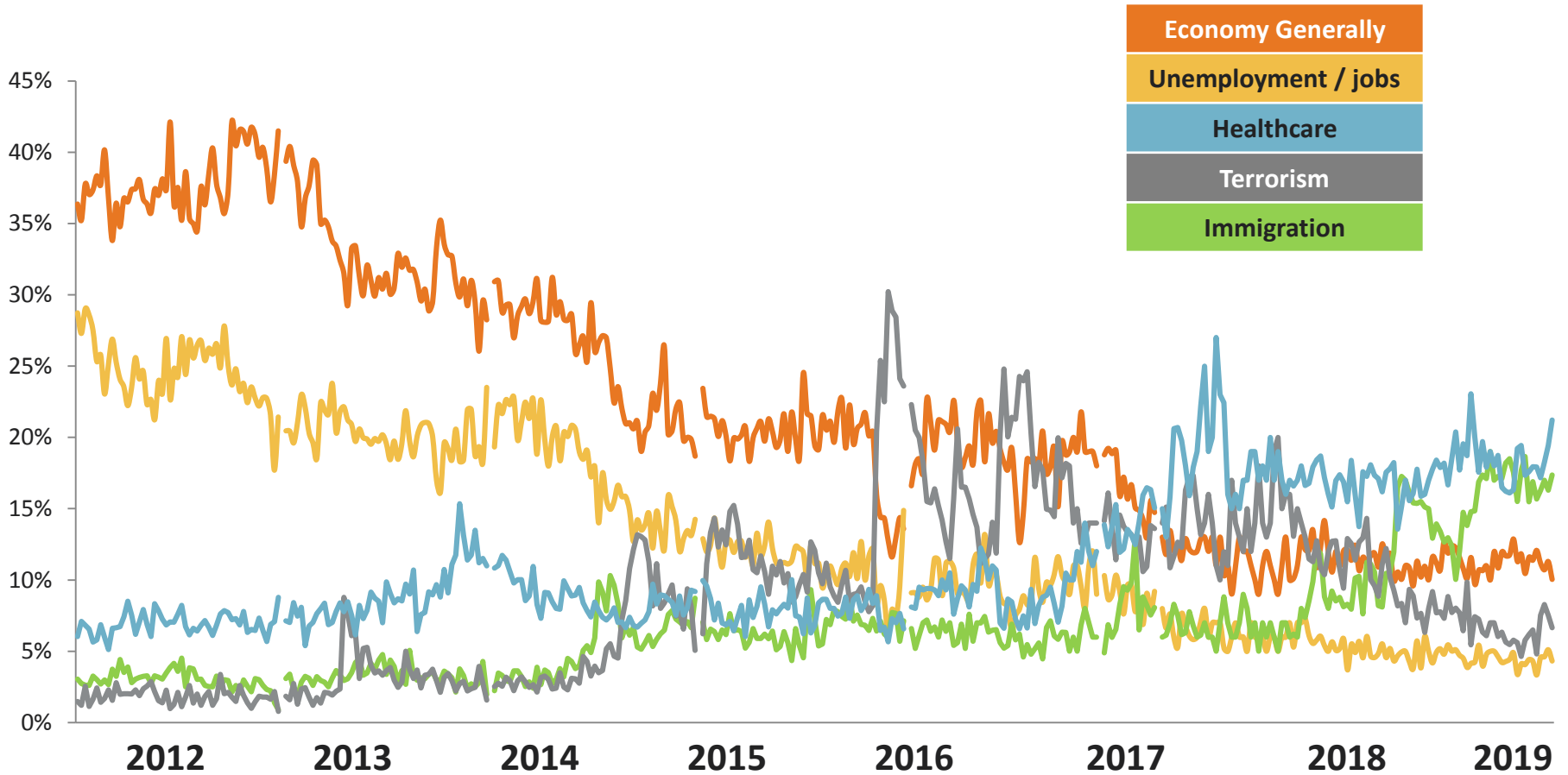
# Main Problems

In your opinion, what is the most important problem facing the US today?



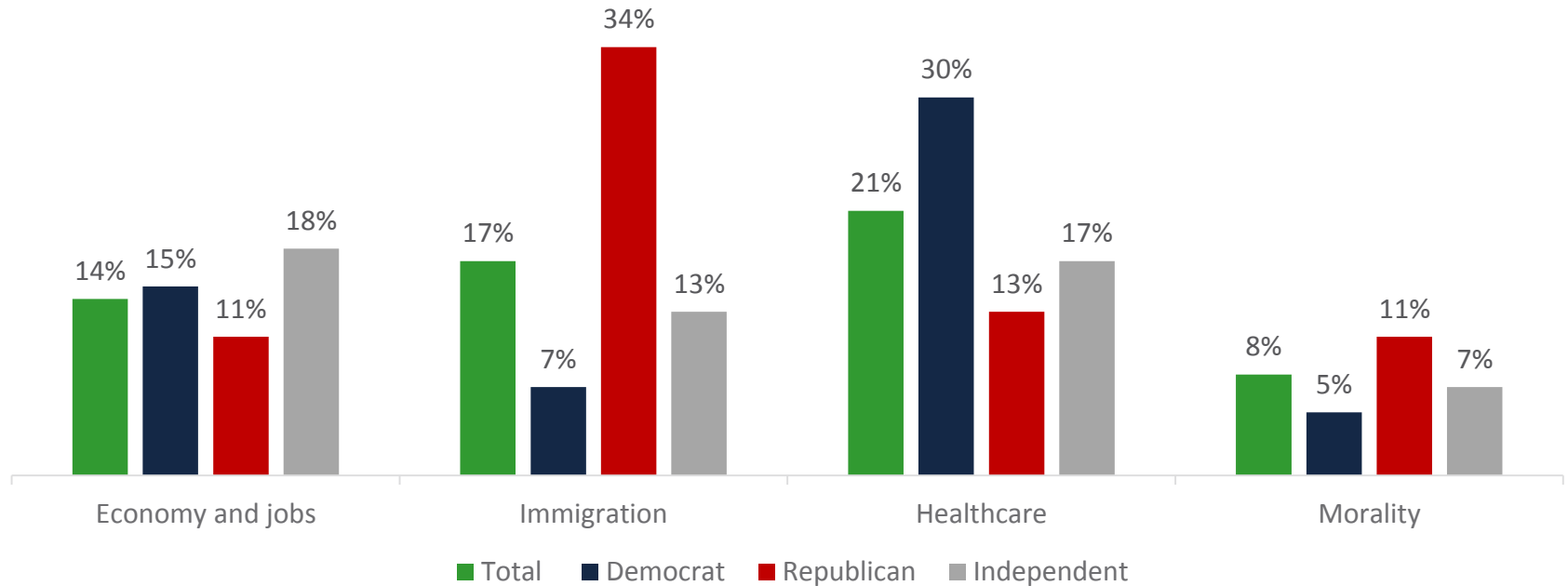
ALL ADULT AMERICANS

# Main Problem Facing America



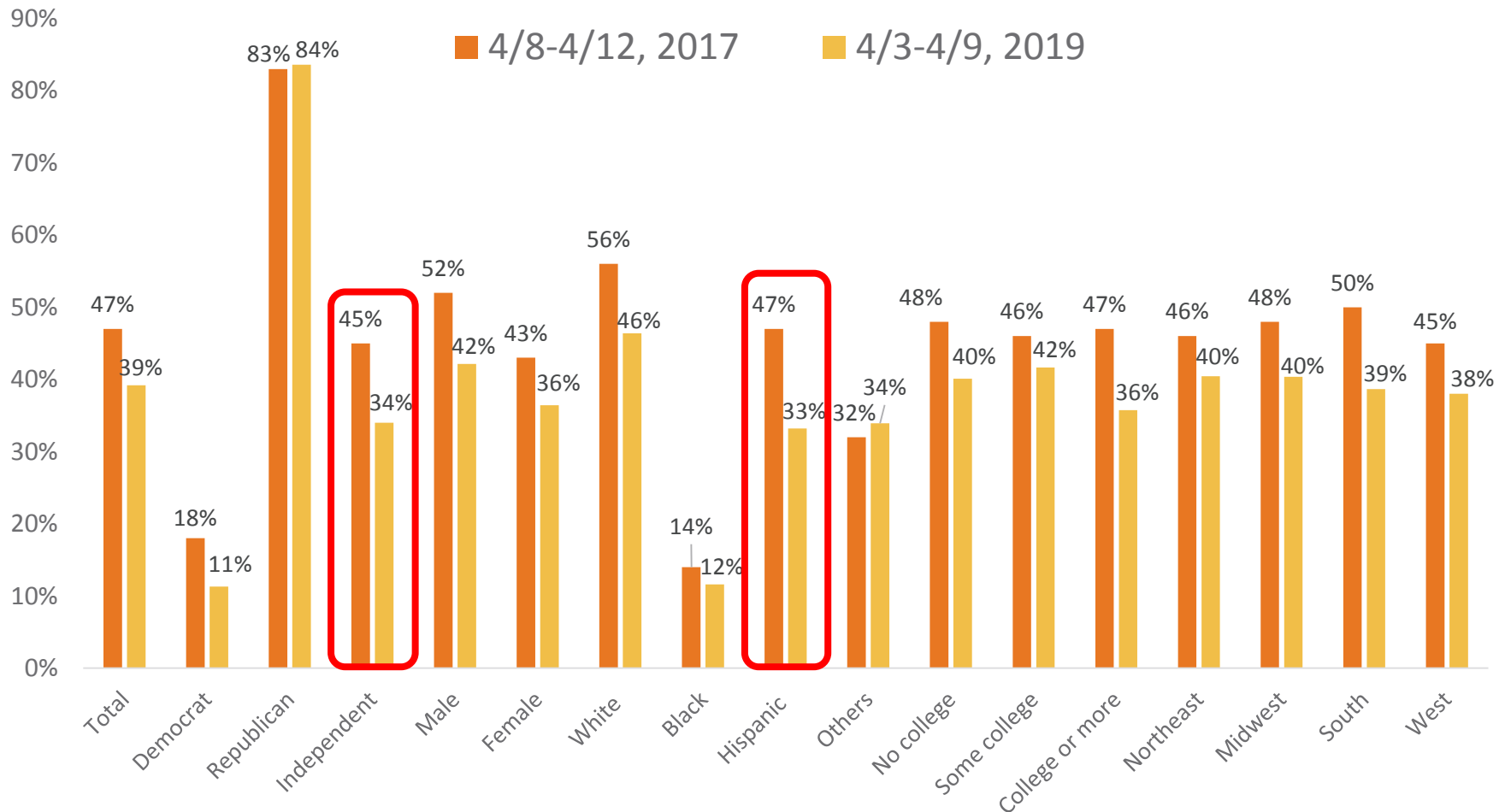
# Parties are split on their top issues

In your opinion, what is the most important problem facing the US today?



# Approval by Demographic

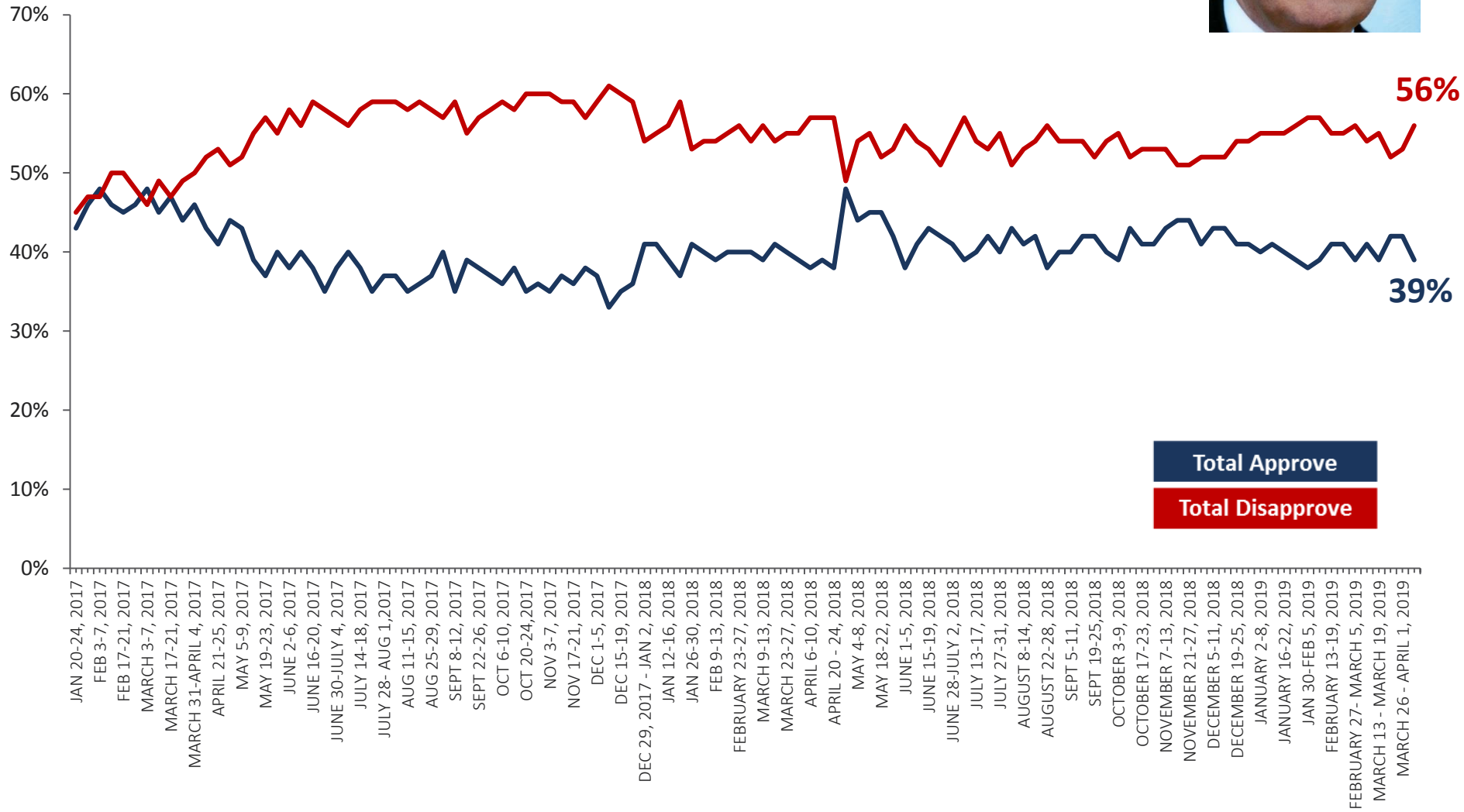
Overall, do you approve or disapprove about the way Donald Trump is handling his job as President? *Approve*





ALL ADULT AMERICANS

# Weekly Approval





# Approval Attributes

Do you approve or disapprove about the way Donald Trump is handling the following issues?

	Strongly approve	Somewhat approve	Lean towards approve	Lean towards disapprove	Somewhat disapprove	Strongly disapprove	Don't know	TOTAL APPROVE	TOTAL DISAPPROVE
The US economy	23%	13%	12%	9%	7%	28%	9%	48%	43%
US foreign policy	17%	12%	10%	8%	8%	34%	10%	39%	51%
Healthcare reform	13%	12%	11%	9%	8%	37%	9%	37%	54%
Employment and jobs	23%	12%	14%	9%	7%	25%	10%	49%	41%
Dealing with Congress	16%	12%	9%	8%	8%	36%	10%	37%	53%
Dealing with ISIS / ISIL	21%	12%	12%	8%	8%	28%	11%	45%	44%
International trade	17%	13%	10%	9%	8%	32%	11%	40%	49%
Taxation	17%	11%	12%	10%	7%	33%	11%	40%	50%
Corruption	14%	10%	10%	8%	8%	38%	12%	35%	54%
The environment	13%	10%	11%	9%	7%	38%	11%	35%	54%
Immigration	22%	11%	9%	7%	7%	38%	7%	42%	51%
The way he treats people like me	16%	10%	9%	8%	7%	41%	10%	35%	56%
The effort he is making to unify the country	17%	10%	10%	9%	6%	40%	9%	37%	55%
Russia	14%	11%	11%	9%	7%	37%	11%	36%	53%

# Congressional Approval

*Split Sampled*

Overall, do you approve or disapprove about the way your Congressperson is handling their job as Representative?

	Total	Democrat	Republican	Independent
Strongly approve	10%	11%	15%	2%
Somewhat approve	34%	36%	35%	31%
Somewhat disapprove	20%	21%	18%	24%
Strongly disapprove	14%	13%	16%	20%
Don't know	22%	18%	16%	23%
<b>TOTAL APPROVE</b>	<b>44%</b>	<b>47%</b>	<b>50%</b>	<b>32%</b>
<b>TOTAL DISAPPROVE</b>	<b>34%</b>	<b>34%</b>	<b>34%</b>	<b>44%</b>

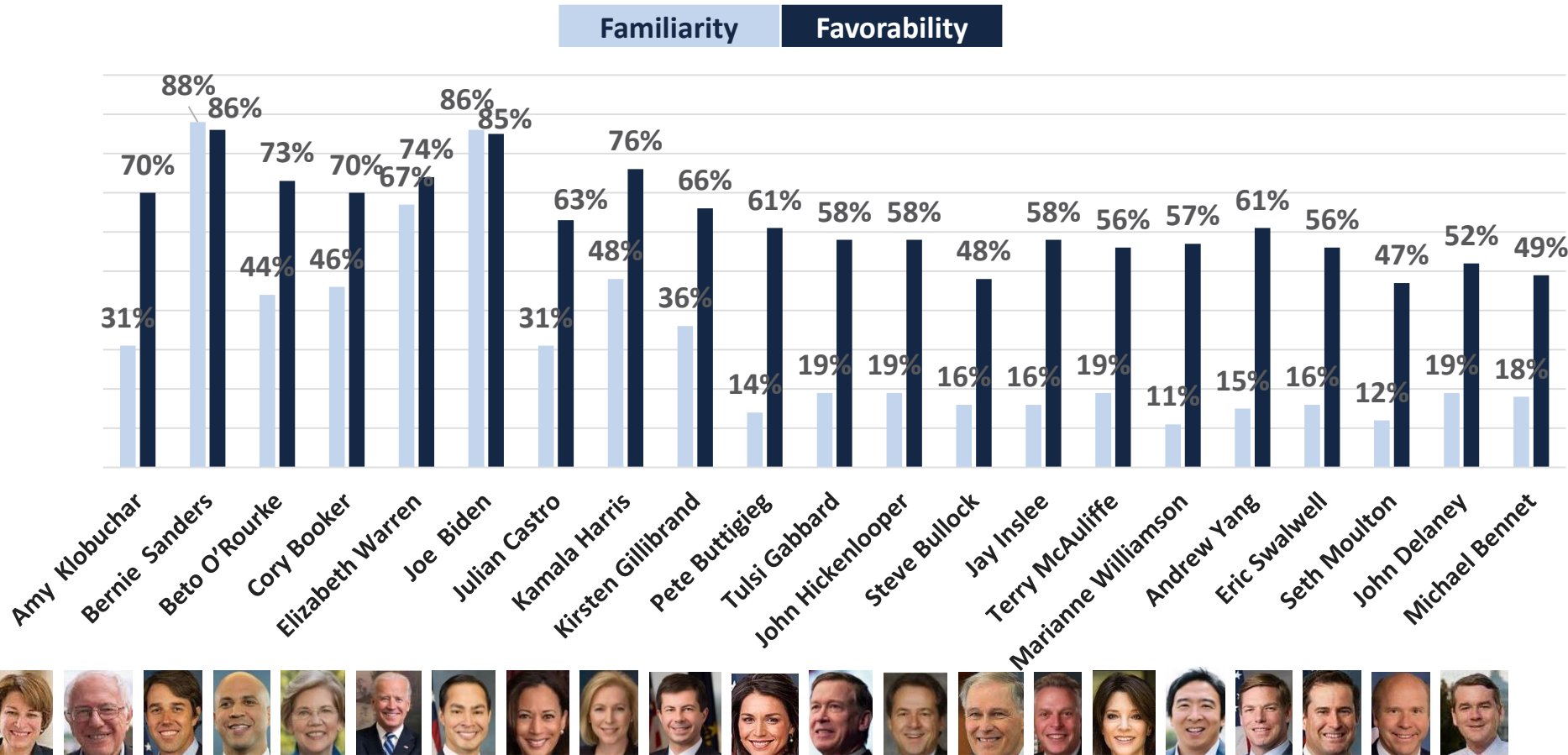
Overall, do you approve or disapprove about the way Congress as a whole is handling its job?

	Total	Democrat	Republican	Independent
Strongly approve	6%	7%	9%	2%
Somewhat approve	19%	24%	17%	20%
Somewhat disapprove	33%	39%	33%	30%
Strongly disapprove	28%	22%	36%	27%
Don't know	14%	8%	5%	21%
<b>TOTAL APPROVE</b>	<b>25%</b>	<b>31%</b>	<b>26%</b>	<b>22%</b>
<b>TOTAL DISAPPROVE</b>	<b>61%</b>	<b>61%</b>	<b>69%</b>	<b>57%</b>

POTUS Radio

# 2020 DEMOCRATIC CANDIDATES

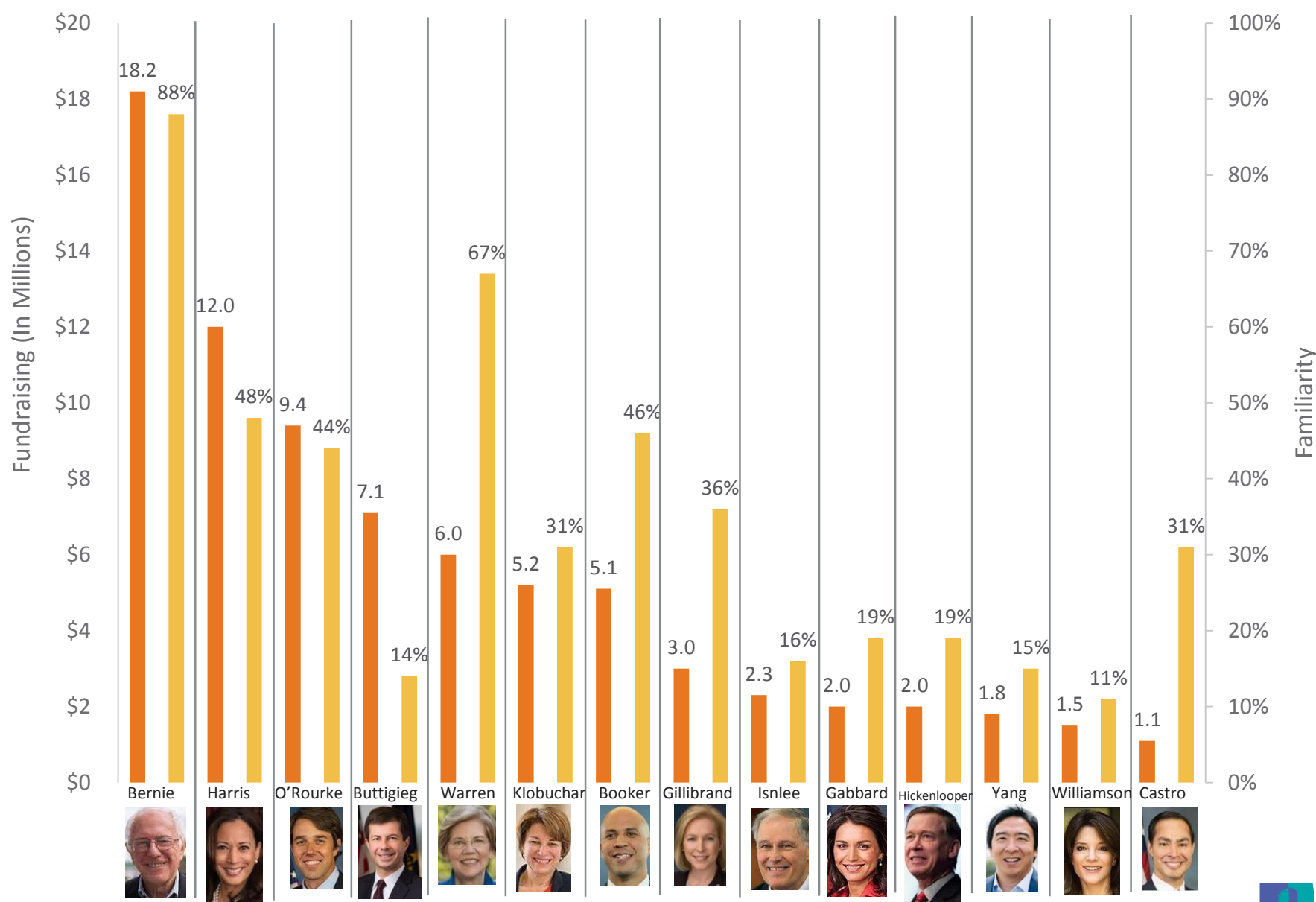
# 2020 Democratic Presidential Candidates



Q. How familiar are you with the following public figures, taking into account all the ways you may have heard about them?

Q. Would you say you are generally favorable or unfavorable towards these public figures? (Asked only of those aware of the individual people in the previous question)

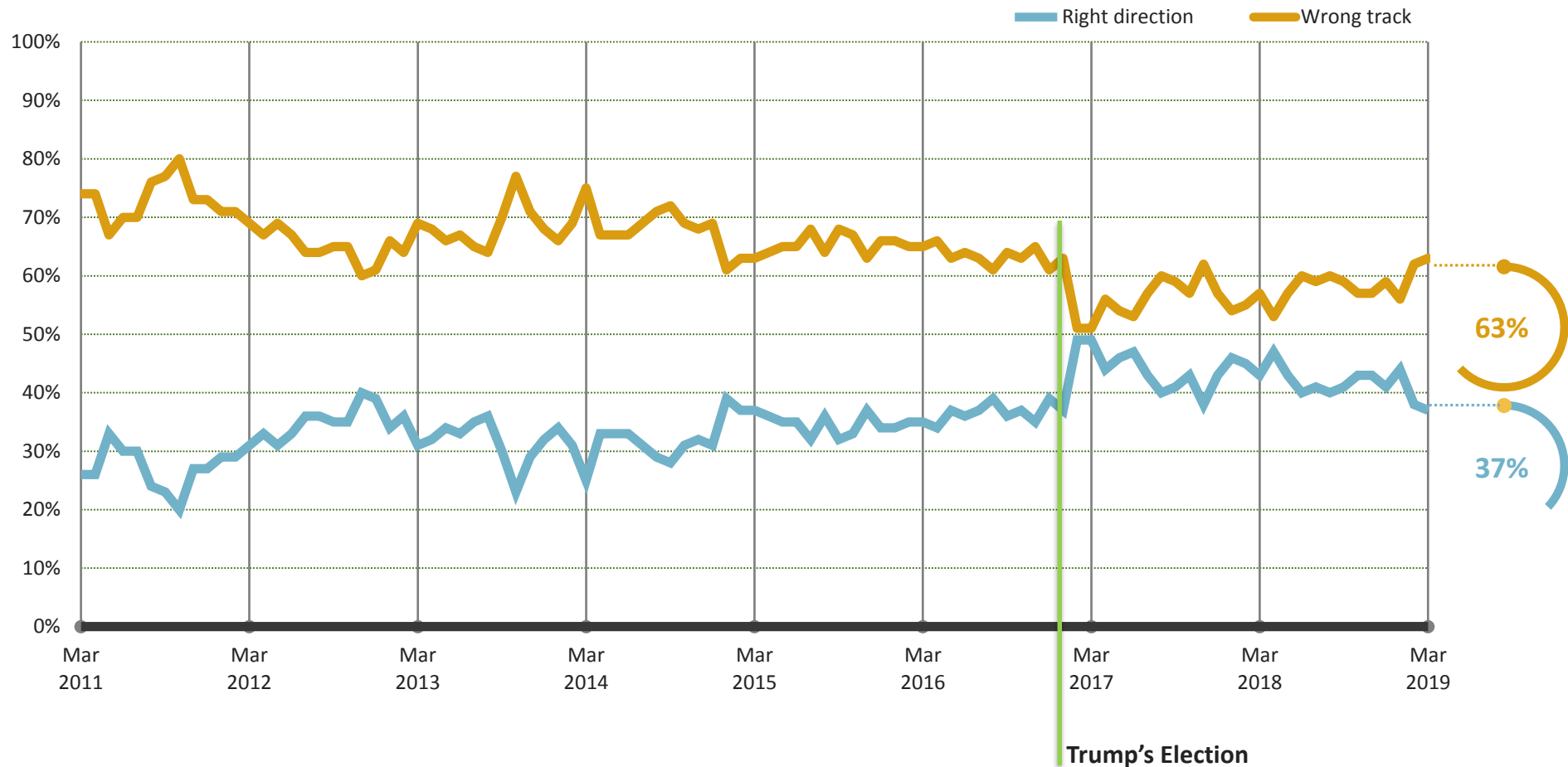
# Familiarity and Fundraising Totals



POTUS Radio

# WHAT WORRIES THE US

# Six in Ten Americans Think the Country is Off on the Wrong Track



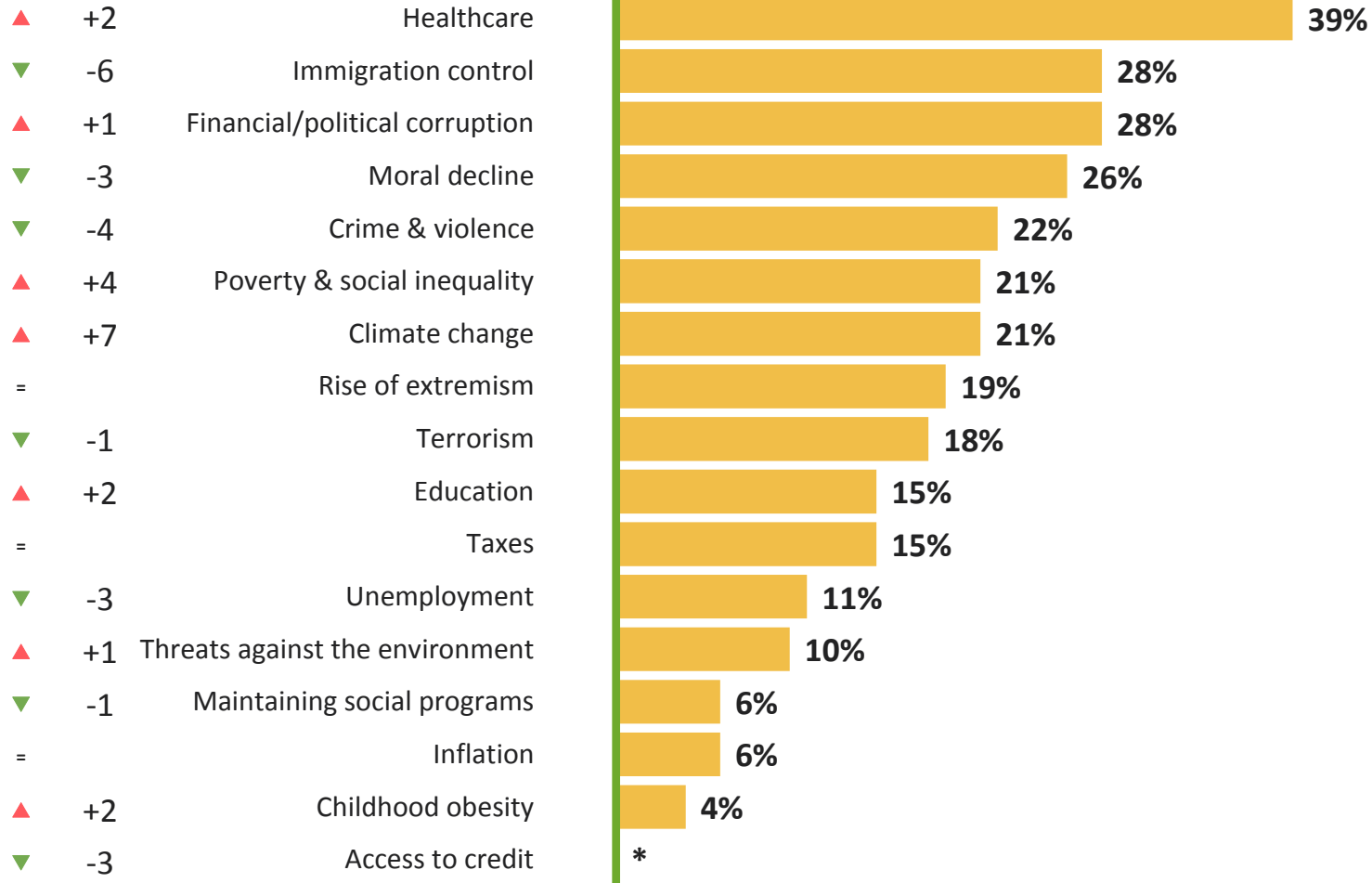
Base: Representative sample of American adults aged 18-64. March 2019: 1,001; February 2019: 1,001.  
Generally speaking, would you say things in this country are heading in the right direction, or are they off on the wrong track?



# Healthcare Continues to Be #1 Issue; Immigration Down Six Points

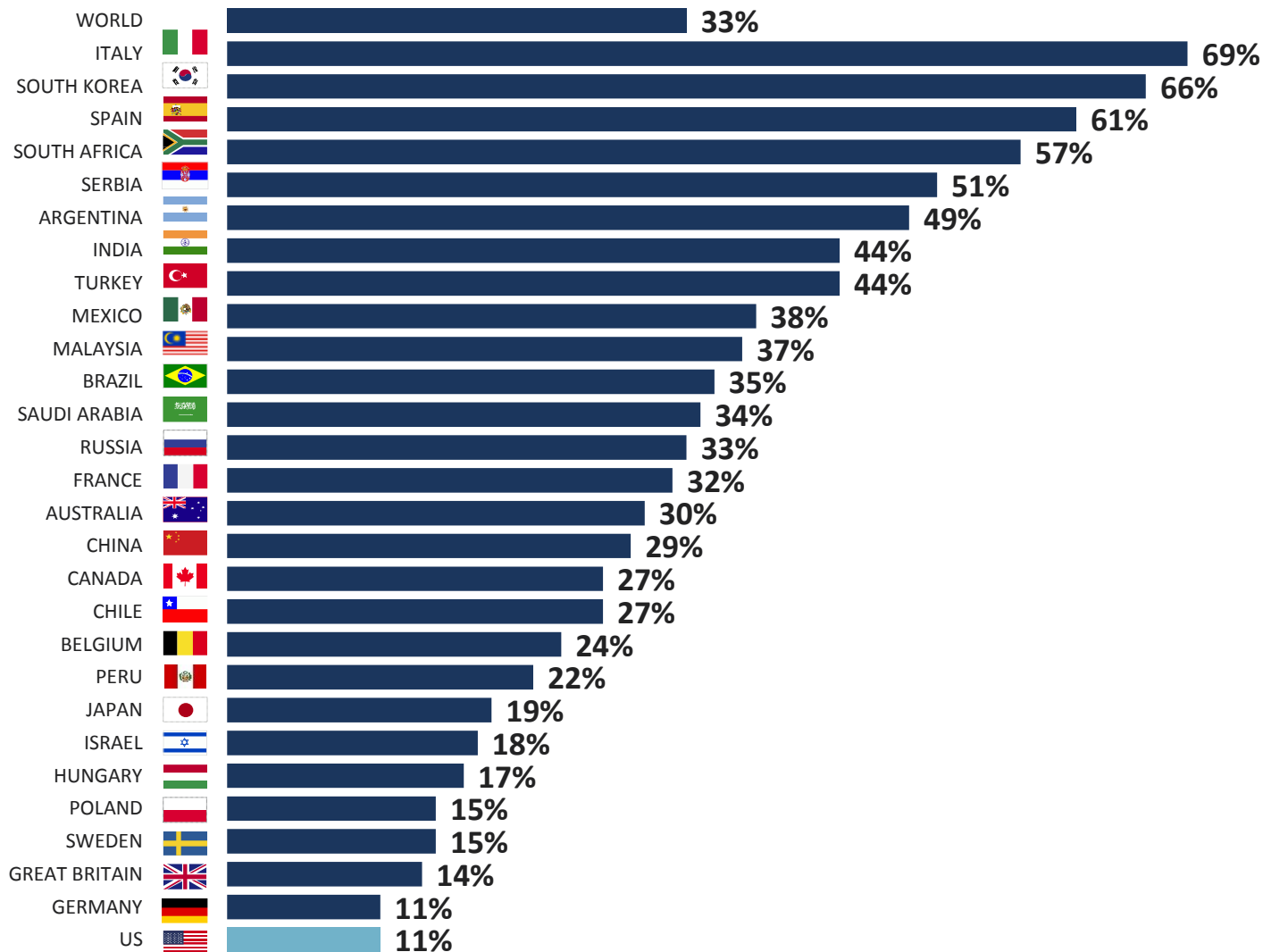
% change compared  
with previous month:

Mentioned in March 2019 (%)



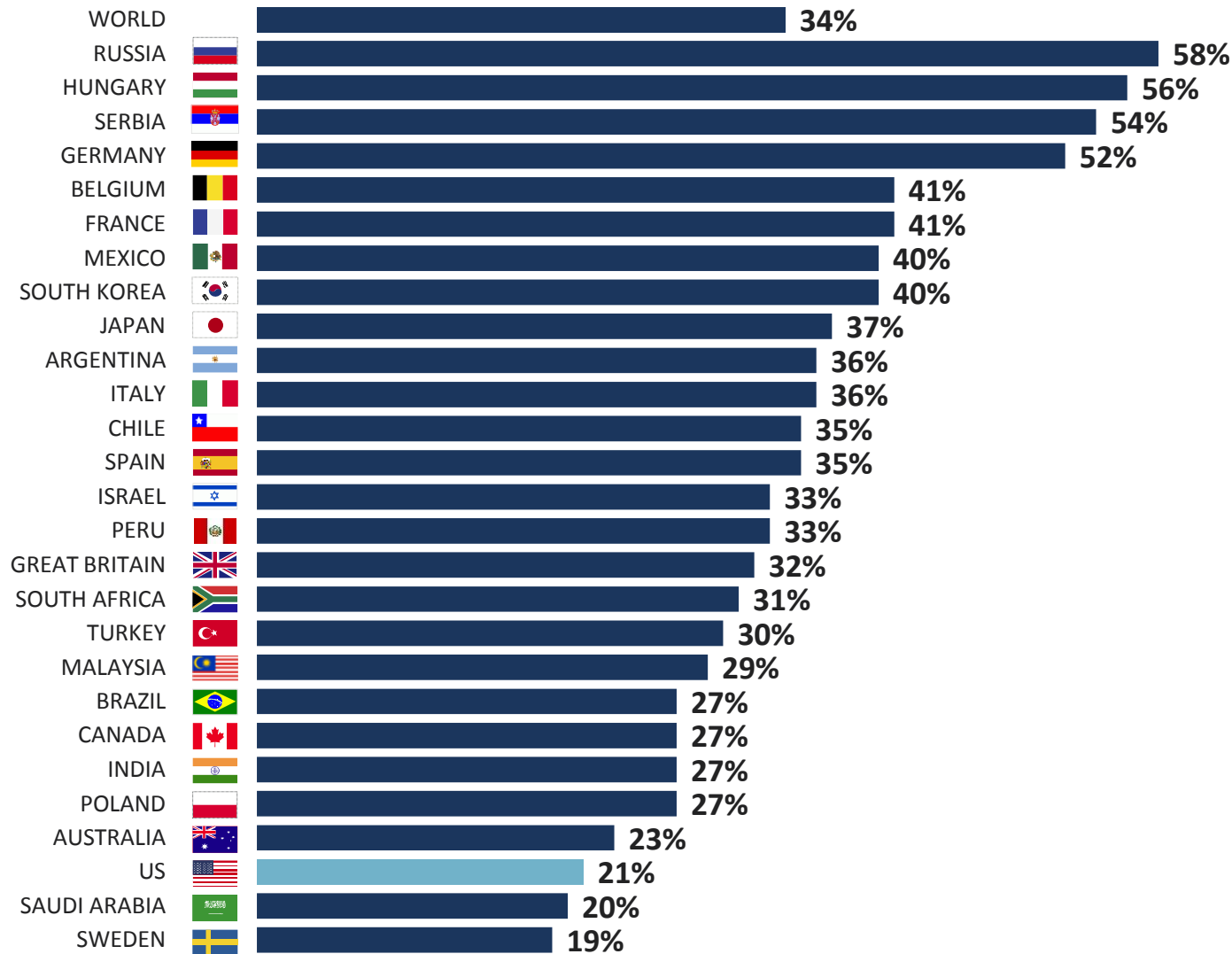
Base: Representative sample of American adults aged 18-64. March 2019: 1,001; February 2019: 1,001.  
Which three of the following topics do you find the most worrying in your country?

# Americans Least Concerned About Unemployment and Jobs Worldwide



Base: Representative sample of American adults aged 18-64. March 2019: 1,001; February 2019: 1,001.  
Which three of the following topics do you find the most worrying in your country?

# Social Inequality Not Top of Mind Issue; A Bad Sign for Democrats



Base: Representative sample of American adults aged 18-64. March 2019: 1,001; February 2019: 1,001.  
Which three of the following topics do you find the most worrying in your country?



---

## Clifford Young

President, Ipsos US Public Affairs

✉ Clifford.Young@ipsos.com

📞 +1 312.375.3328

Cliff Young is President of Ipsos Public Affairs in the United States and also leads Ipsos' global election and polling risk practice. He is a polling expert with specialties in social and public opinion trends, crisis management, corporate and institution reputation and elections. Cliff is a contributor to POTUS Radio and has served as an expert commentator on Fox News and NPR, among others. Cliff is also an adjunct professor at Johns Hopkins SAIS and an instructor at both Columbia University SIPA and University of São Paulo where he teaches courses on public opinion and election forecasting.

(MORE BIO INFO: <http://spotlight.ipsosna.com/index.php/author/clifford-young/>)