

June 12, 2019

# POTUS RADIO

Clifford Young

President, Ipsos Public Affairs

POTUS Radio

# CORE POLITICAL

IPSOS POLL CONDUCTED FOR REUTERS

# Core Political Data



These are findings from an Ipsos poll conducted

*for*



REUTERS

*date*

May 29-June 5, 2019

For the survey,

*a sample of*

4,416  
Americans

*including*

3,851  
Registered  
Voters

1,537  
Democratic  
Registered  
Voters

1,382  
Republican  
Registered  
Voters

734  
Independent  
Registered  
Voters

*ages*

18+

were interviewed online

IPSOS POLL CONDUCTED FOR REUTERS

# Core Political Data

The precision of the Reuters/Ipsos online polls is measured using a credibility interval.

In this case, the poll has a credibility interval of plus or minus the following percentage points



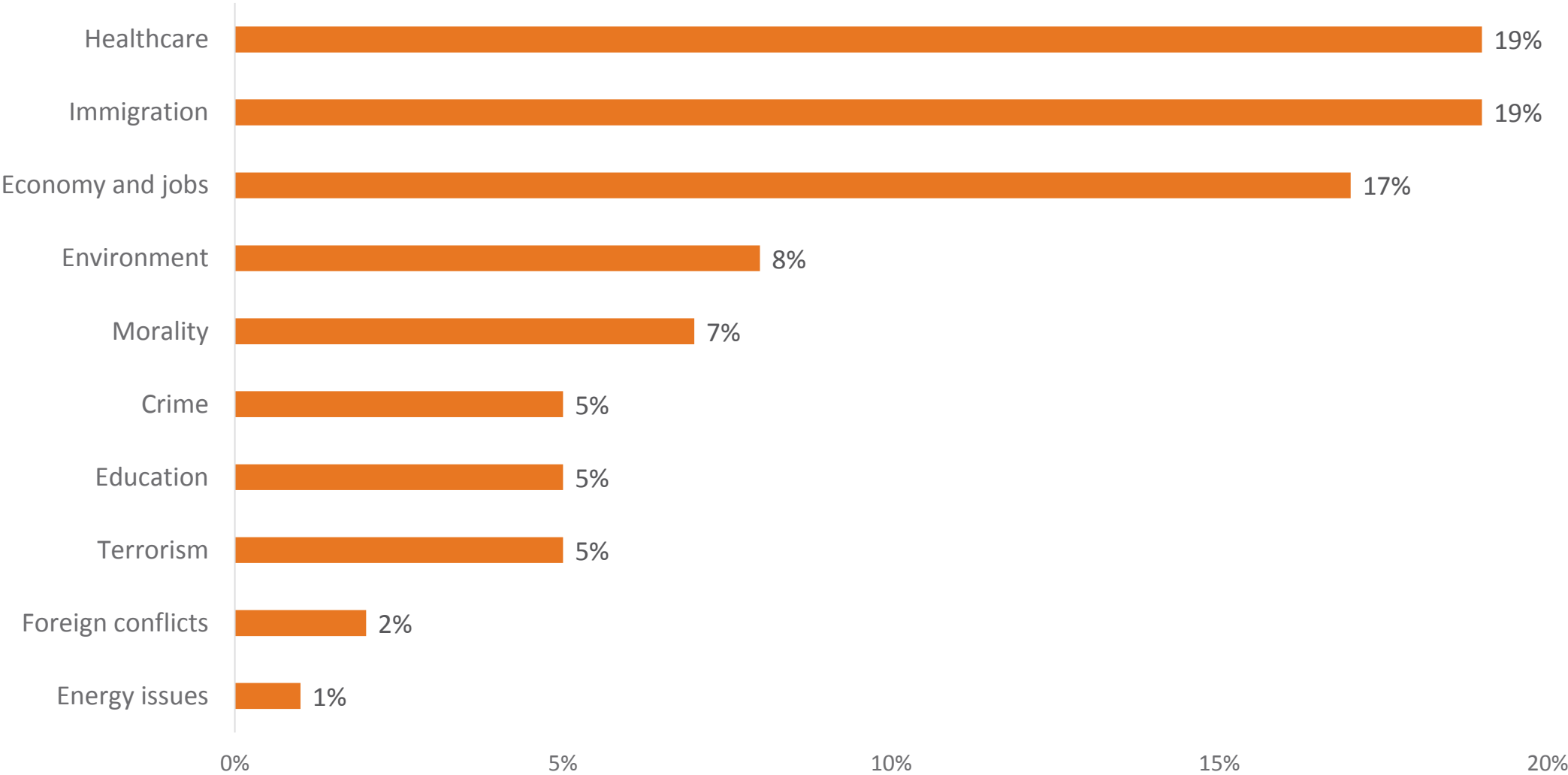
For more information about credibility intervals, please see the appendix.

# Core Political Data

- The data were weighted to the U.S. current population data by:
  - Gender
  - Age
  - Education
  - Ethnicity
  - Region
- Statistical margins of error are not applicable to online polls.
- All sample surveys and polls may be subject to other sources of error, including, but not limited to coverage error and measurement error.
- Figures marked by an asterisk (\*) indicate a percentage value of greater than zero but less than one half of one per cent.
- Where figures do not sum to 100, this is due to the effects of rounding.
- *To see more information on this and other Reuters/Ipsos polls, please visit: <http://polling.reuters.com/>*

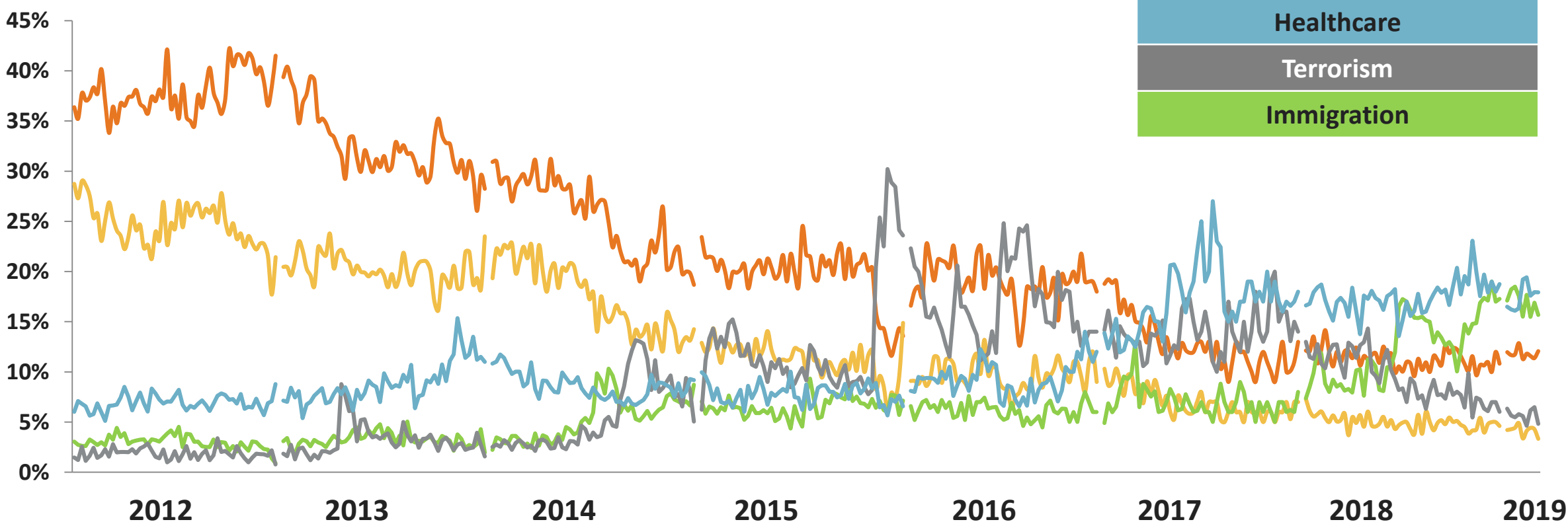
# Main Problems

In your opinion, what is the most important problem facing the US today?



# Most Important Problem Facing America

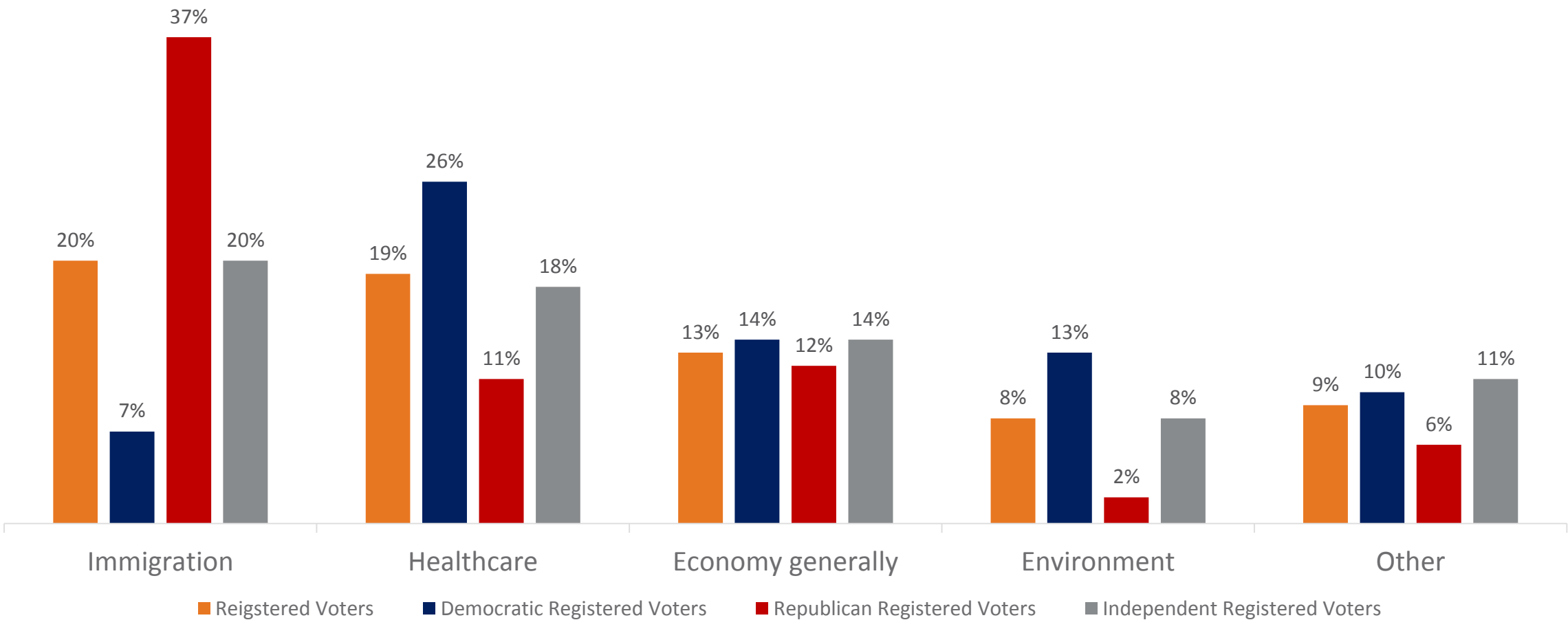
In your opinion, what is the most important problem facing the U.S. today?



ALL REGISTERED VOTERS

# Parties are split on their top issues

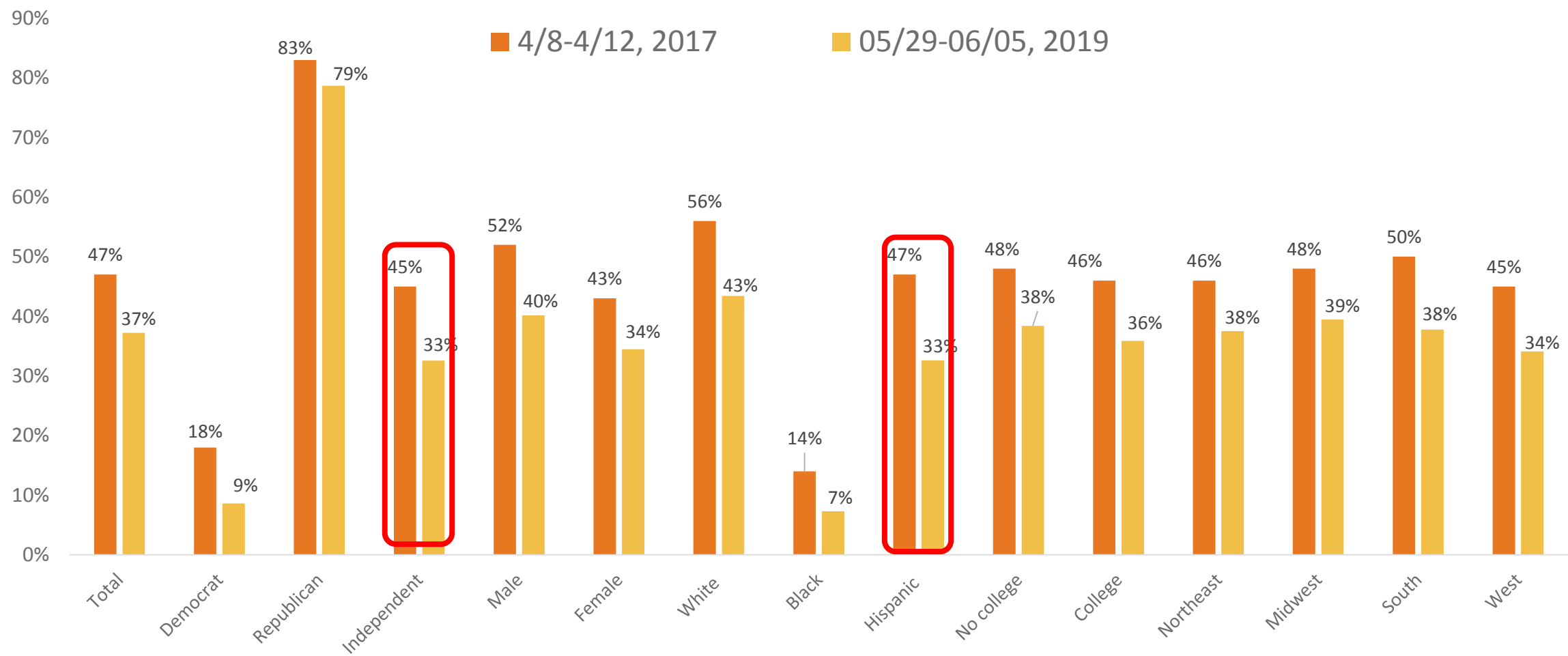
In your opinion, what is the most important problem facing the US today?





# Approval by Demographic

Overall, do you approve or disapprove about the way Donald Trump is handling his job as President? *Approve*

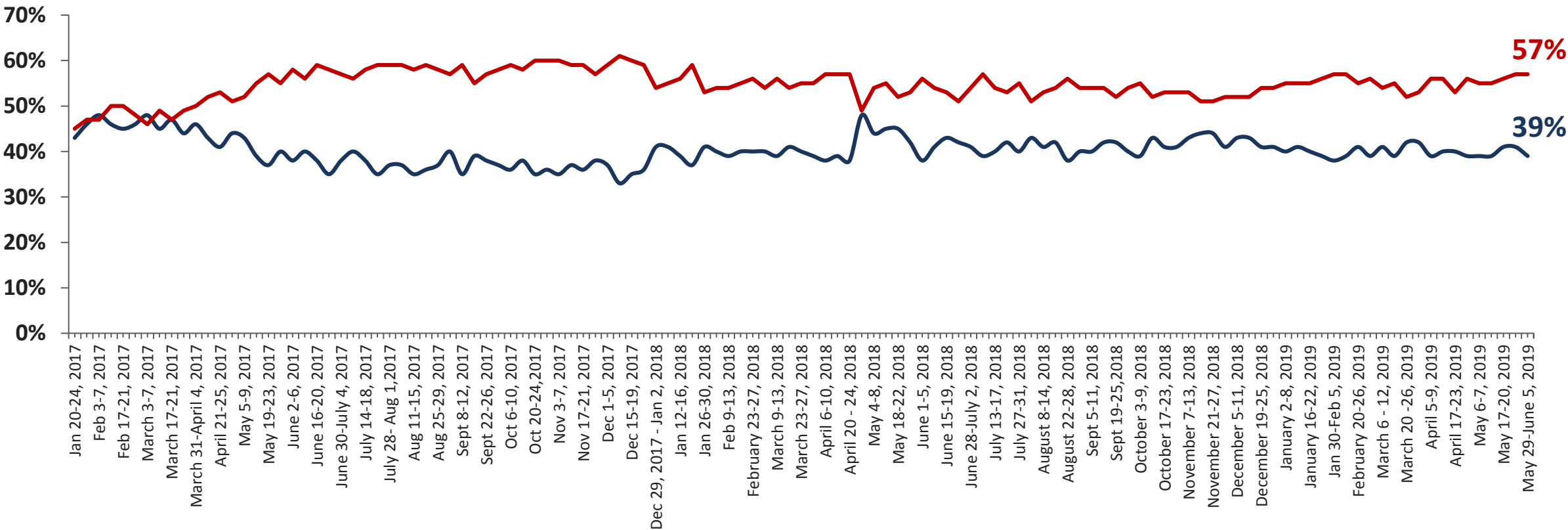


ALL ADULT AMERICANS

# Donald Trump's Weekly Approval



Overall, do you approve or disapprove of the way Donald Trump is handling his job as President?



# Donald Trump's Approval



**Overall, do you approve or disapprove of the way Donald Trump is handling his job as President?**

Is that strongly (approve/disapprove) or somewhat (approve/disapprove)? (Asked of those who selected "approve" or "disapprove")

Q2b. If you had to choose, do you lean more towards approve or disapprove? (Asked of those who selected "don't know")

	All Adults	Registered Voters	Democratic Registered Voters	Republican Registered Voters	Independent Registered Voters
<b>Strongly approve</b>	<b>20%</b>	<b>21%</b>	<b>3%</b>	<b>46%</b>	<b>17%</b>
<b>Somewhat approve</b>	<b>17%</b>	<b>18%</b>	<b>6%</b>	<b>34%</b>	<b>16%</b>
<b>Lean towards approve</b>	<b>2%</b>	<b>2%</b>	<b>1%</b>	<b>2%</b>	<b>2%</b>
<b>Lean towards disapprove</b>	<b>2%</b>	<b>2%</b>	<b>1%</b>	<b>1%</b>	<b>2%</b>
<b>Somewhat disapprove</b>	<b>14%</b>	<b>13%</b>	<b>15%</b>	<b>9%</b>	<b>17%</b>
<b>Strongly disapprove</b>	<b>42%</b>	<b>43%</b>	<b>73%</b>	<b>7%</b>	<b>43%</b>
<b>Not sure</b>	<b>3%</b>	<b>2%</b>	<b>1%</b>	<b>1%</b>	<b>3%</b>
<b>TOTAL APPROVE</b>	<b>39%</b>	<b>40%</b>	<b>10%</b>	<b>82%</b>	<b>36%</b>
<b>TOTAL DISAPPROVE</b>	<b>57%</b>	<b>57%</b>	<b>89%</b>	<b>17%</b>	<b>61%</b>

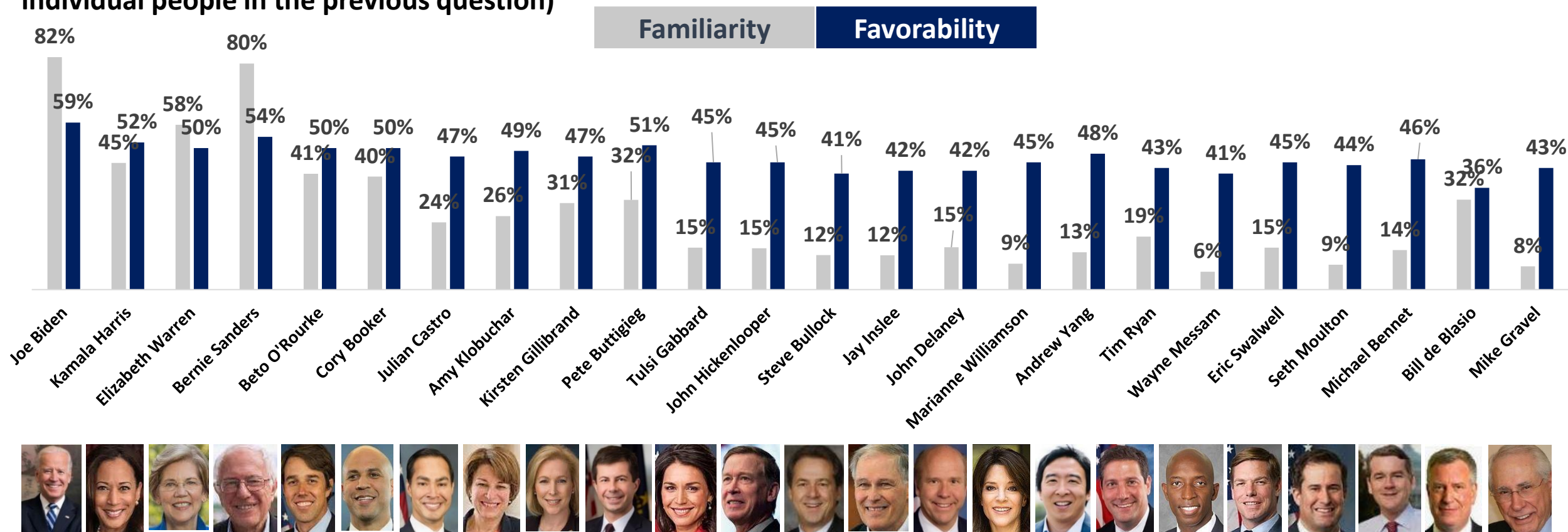
# 2020 ELECTION UPDATE

FAMILIARITY & FAVORABILITY AMONG ALL AMERICANS

# 2020 Democratic Presidential Candidates

How familiar are you with the following public figures, taking into account all the ways you may have heard about them?

Would you say you are generally favorable or unfavorable towards these public figures? (Asked only of those aware of the individual people in the previous question)

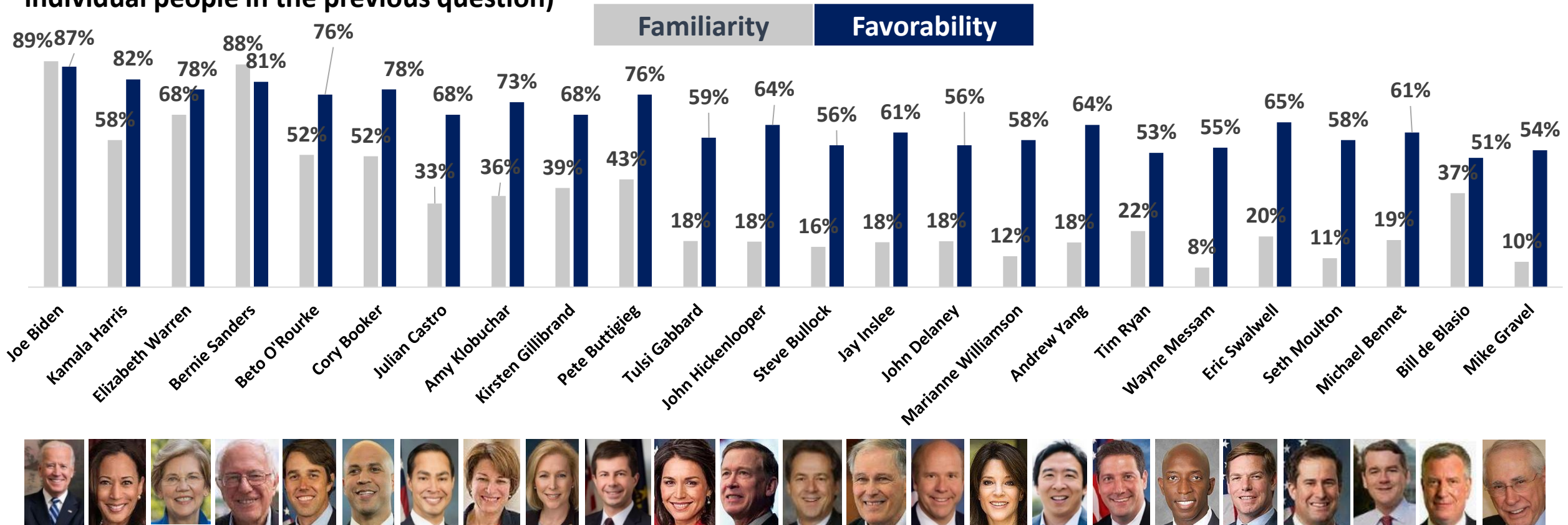


FAMILIARITY & FAVORABILITY AMONG DEMOCRATIC REGISTERED VOTERS

# 2020 Democratic Presidential Candidates

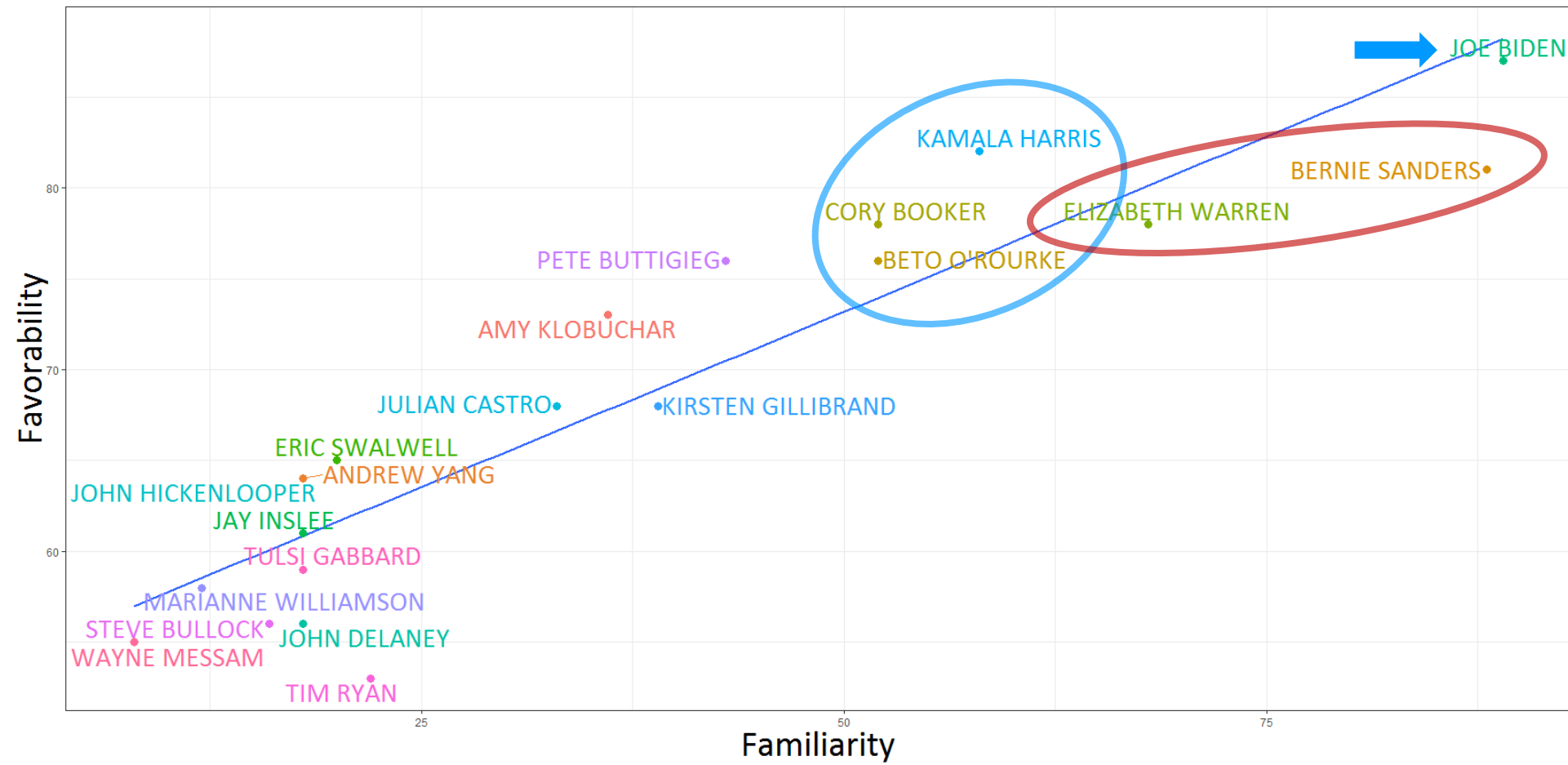
How familiar are you with the following public figures, taking into account all the ways you may have heard about them?

Would you say you are generally favorable or unfavorable towards these public figures? (Asked only of those aware of the individual people in the previous question)



FAMILIARITY & FAVORABILITY AMONG DEMOCRATIC REGISTERED VOTERS

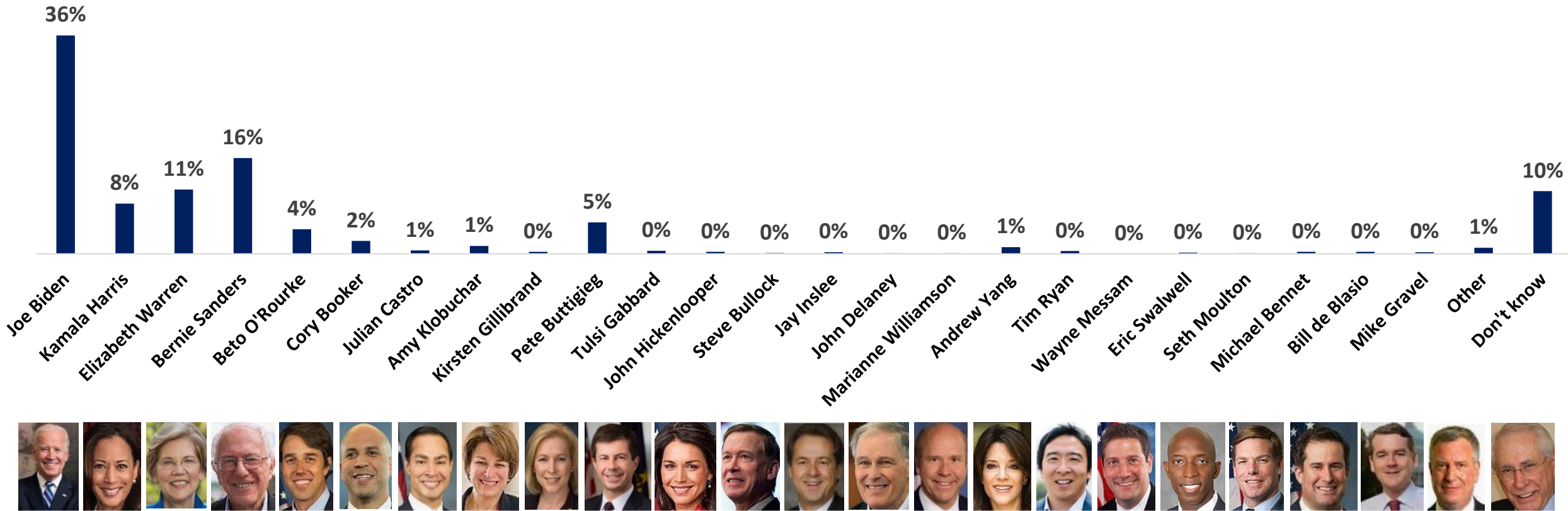
# 2020 Democratic Candidate Relative Performance: Favorability by Level of Familiarity



DEMOCRATIC REGISTERED VOTERS

# 2020 Democratic Primary Horserace

If the 2020 Democratic presidential primary election were held today, and you had to choose from the list of candidates below, for whom would you vote?

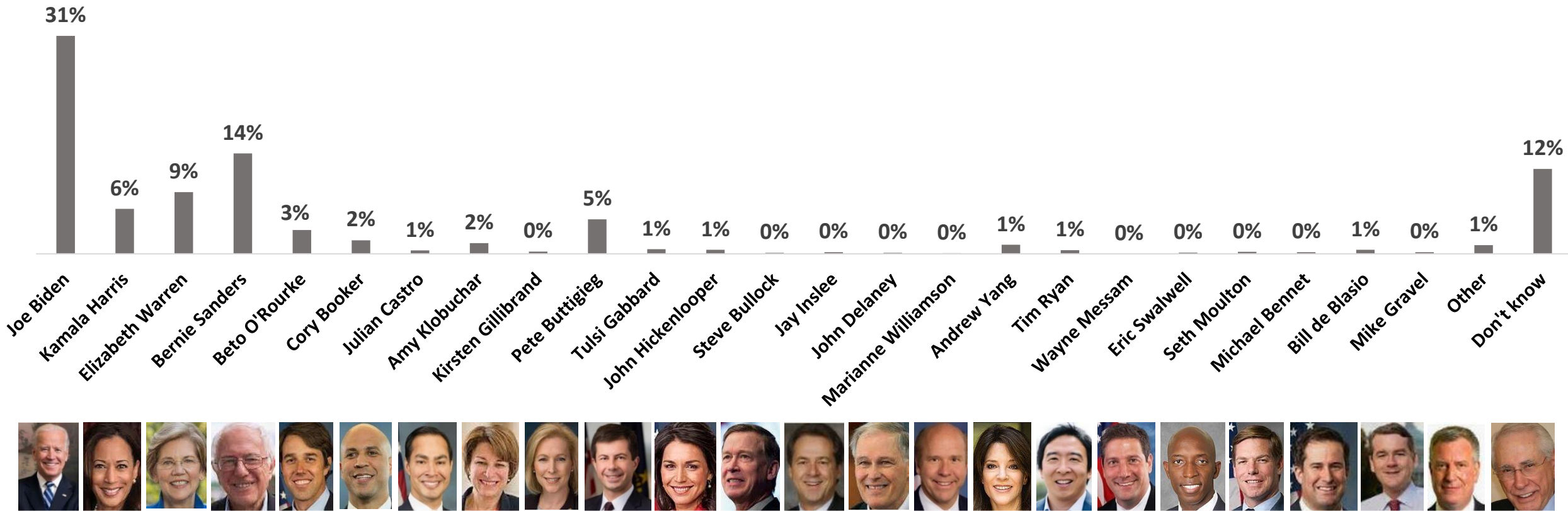




DEMOCRATIC AND INDEPENDENT REGISTERED VOTERS

# 2020 Democratic Primary Horserace

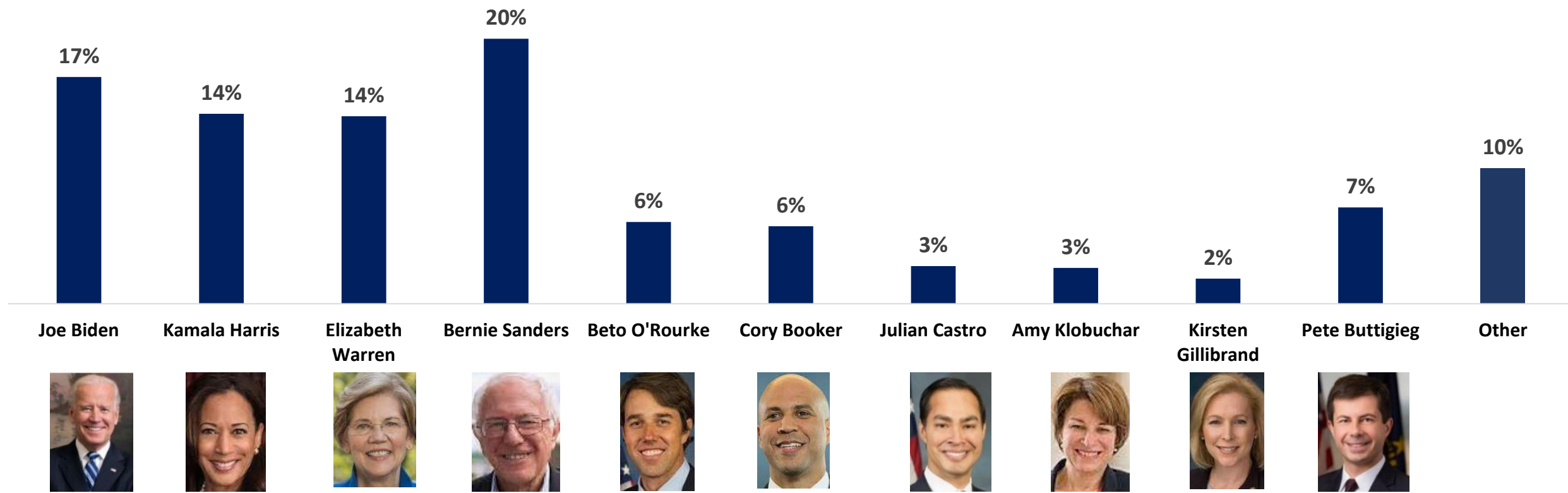
If the 2020 Democratic presidential primary election were held today, and you had to choose from the list of candidates below, for whom would you vote?



DEMOCRATIC REGISTERED VOTERS

# 2020 Democratic Primary Horserace – Second Choice

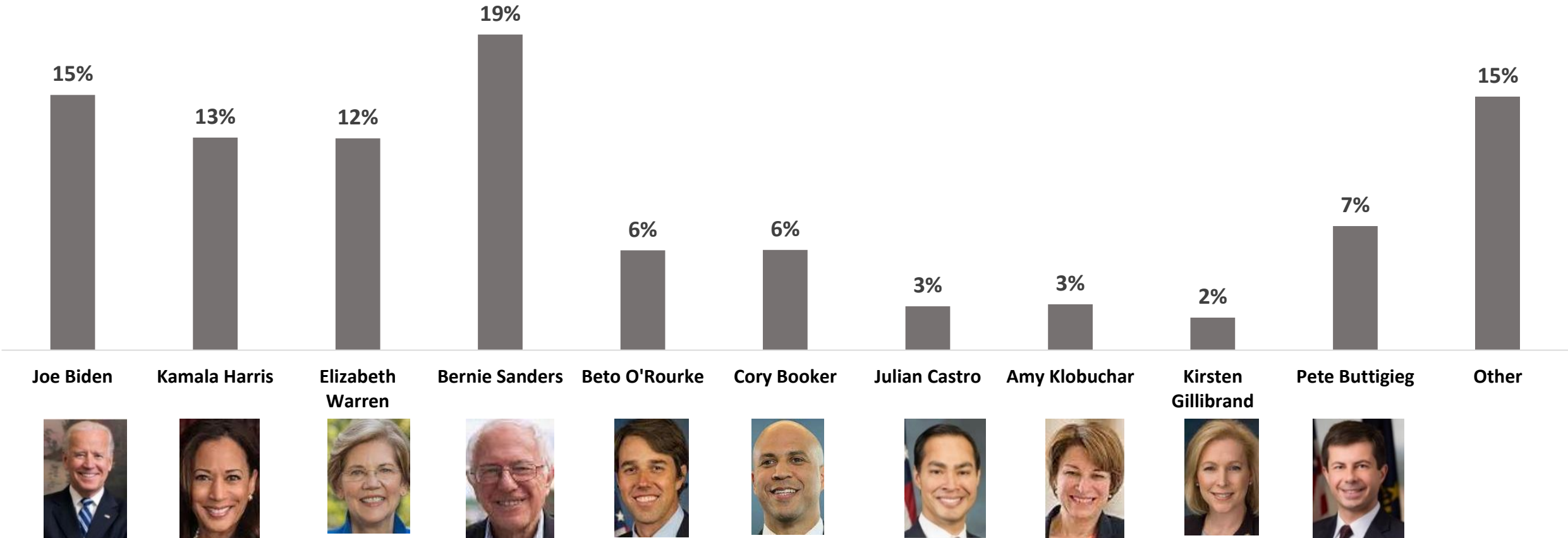
If your first choice dropped out of the race or you had to choose someone to vote for, who would you vote for in the upcoming presidential primary election?



DEMOCRATIC AND INDEPENDENT REGISTERED VOTERS

# 2020 Democratic Primary Horserace – Second Choice

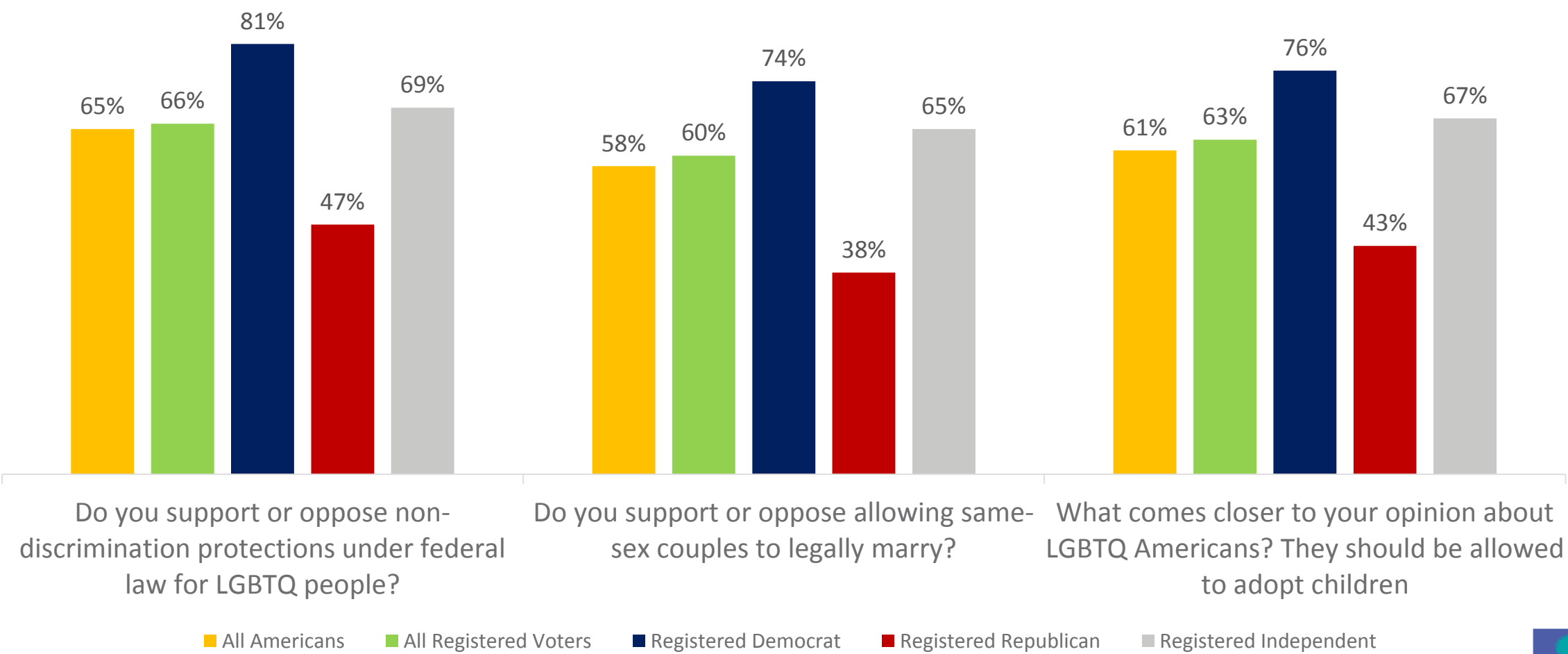
If your first choice dropped out of the race or you had to choose someone to vote for, who would you vote for in the upcoming presidential primary election?



# STONEWALL ANNIVERSARY POLL

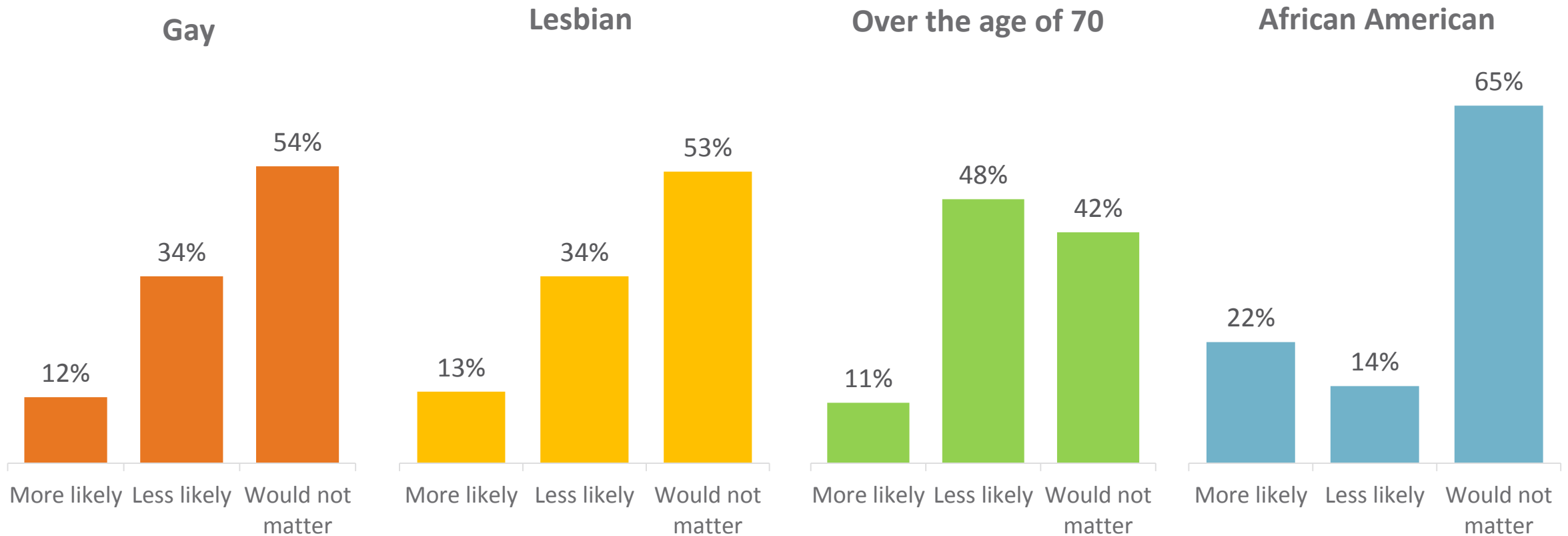
# Americans support legal adoptions, same-sex marriage, and federal protections against discrimination for LGBTQ people

Total support



# When it comes to choosing a presidential candidate to support, Americans think race and sexual orientation matter less than age.

Regardless of the specific candidates who may run for president, how would you feel generally about candidates with some different traits? Would you be more or less likely to support a candidate for president who is...





---

## Clifford Young

President, Ipsos US Public Affairs

✉ Clifford.Young@ipsos.com

📞 +1 312.375.3328

Cliff Young is President of Ipsos Public Affairs in the United States and also leads Ipsos' global election and polling risk practice. He is a polling expert with specialties in social and public opinion trends, crisis management, corporate and institution reputation and elections. Cliff is a contributor to POTUS Radio and has served as an expert commentator on Fox News and NPR, among others. Cliff is also an adjunct professor at Johns Hopkins SAIS and an instructor at both Columbia University SIPA and University of São Paulo where he teaches courses on public opinion and election forecasting.

(MORE BIO INFO: <http://spotlight.ipsosna.com/index.php/author/clifford-young/>)