

June 26, 2019

# POTUS RADIO

Chris Jackson

Vice President, Ipsos Public Affairs

POTUS Radio

# CORE POLITICAL

IPSOS POLL CONDUCTED FOR REUTERS

# Core Political Data

These are findings from an Ipsos poll conducted

*for*

*date*



June 17-18, 2019



For the survey,

*a sample of*

1,027  
Americans

*including*

892  
Registered  
Voters

404  
Democratic  
Registered  
Voters

287  
Republican  
Registered  
Voters

162  
Independent  
Registered  
Voters

*ages*

18+

were interviewed online

IPSOS POLL CONDUCTED FOR REUTERS

# Core Political Data

The precision of the Reuters/Ipsos online polls is measured using a credibility interval.

In this case, the poll has a credibility interval of plus or minus the following percentage points



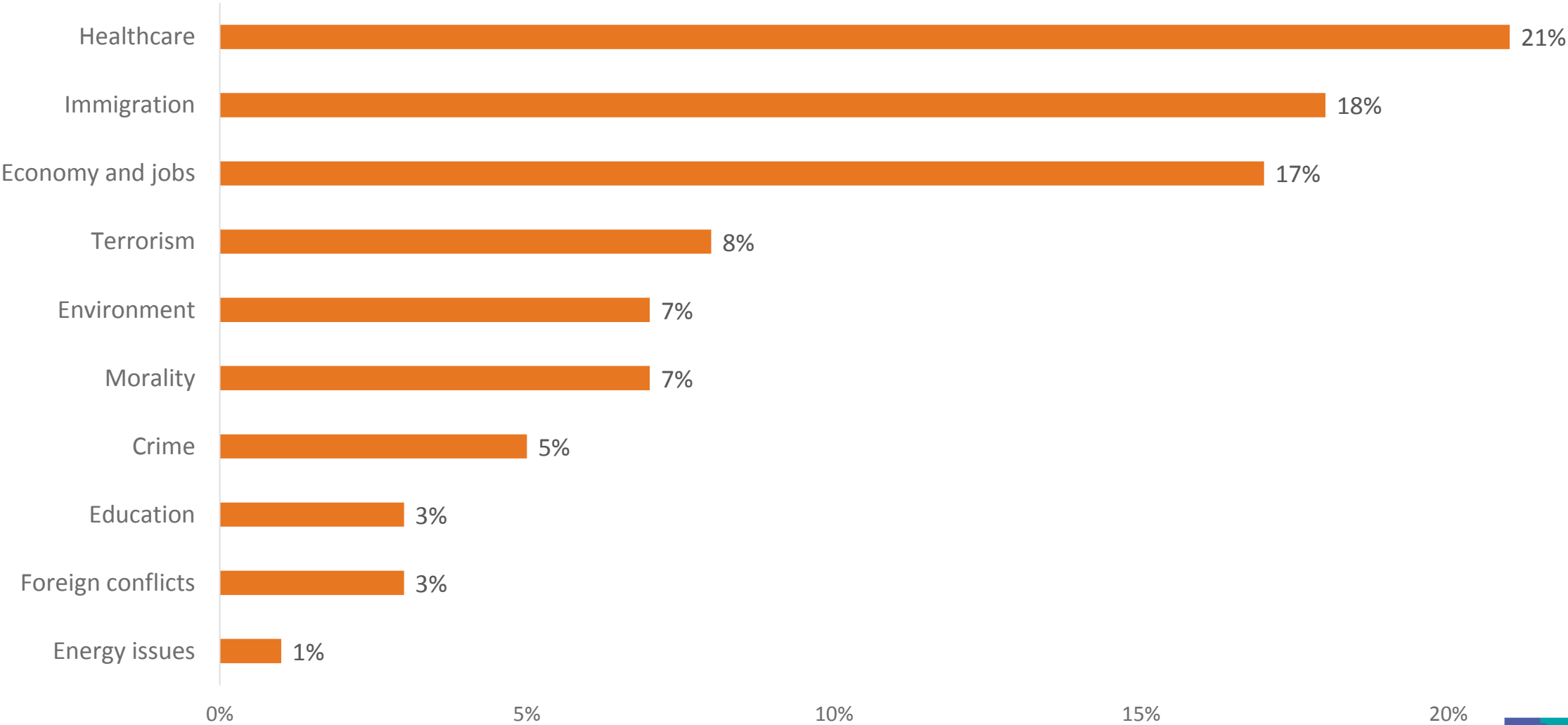
For more information about credibility intervals, please see the appendix.

# Core Political Data

- The data were weighted to the U.S. current population data by:
  - Gender
  - Age
  - Education
  - Ethnicity
  - Region
- Statistical margins of error are not applicable to online polls.
- All sample surveys and polls may be subject to other sources of error, including, but not limited to coverage error and measurement error.
- Figures marked by an asterisk (\*) indicate a percentage value of greater than zero but less than one half of one per cent.
- Where figures do not sum to 100, this is due to the effects of rounding.
- *To see more information on this and other Reuters/Ipsos polls, please visit: <http://polling.reuters.com/>*

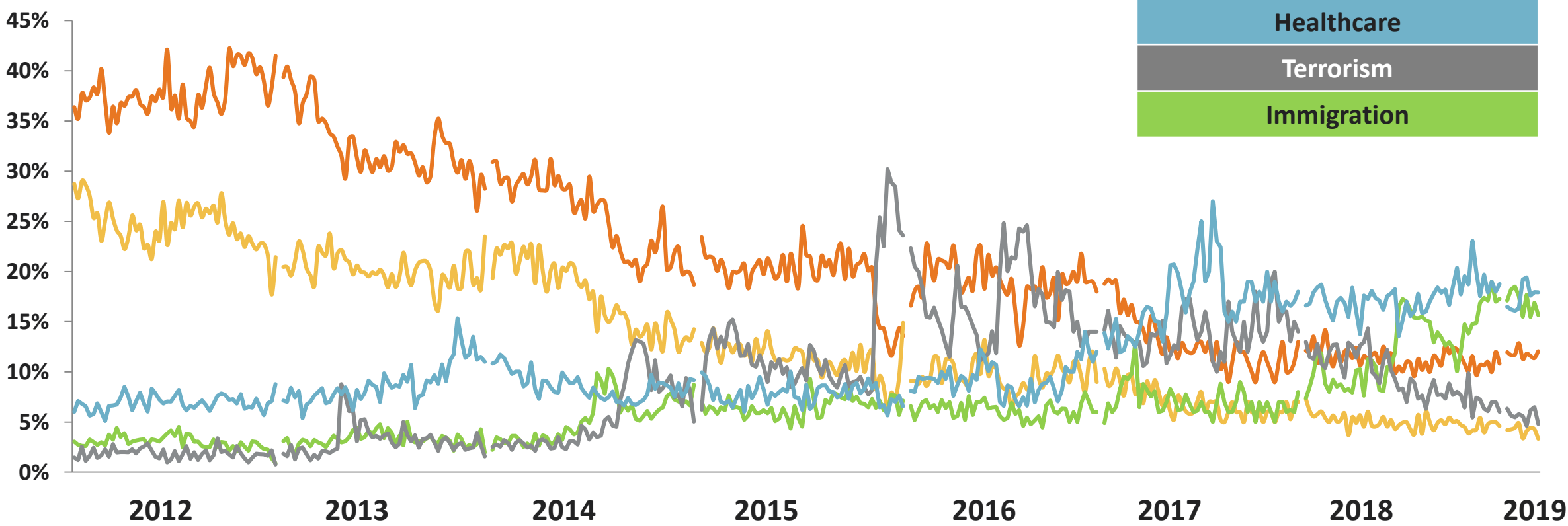
# Main Problems

In your opinion, what is the most important problem facing the US today?



# Most Important Problem Facing America

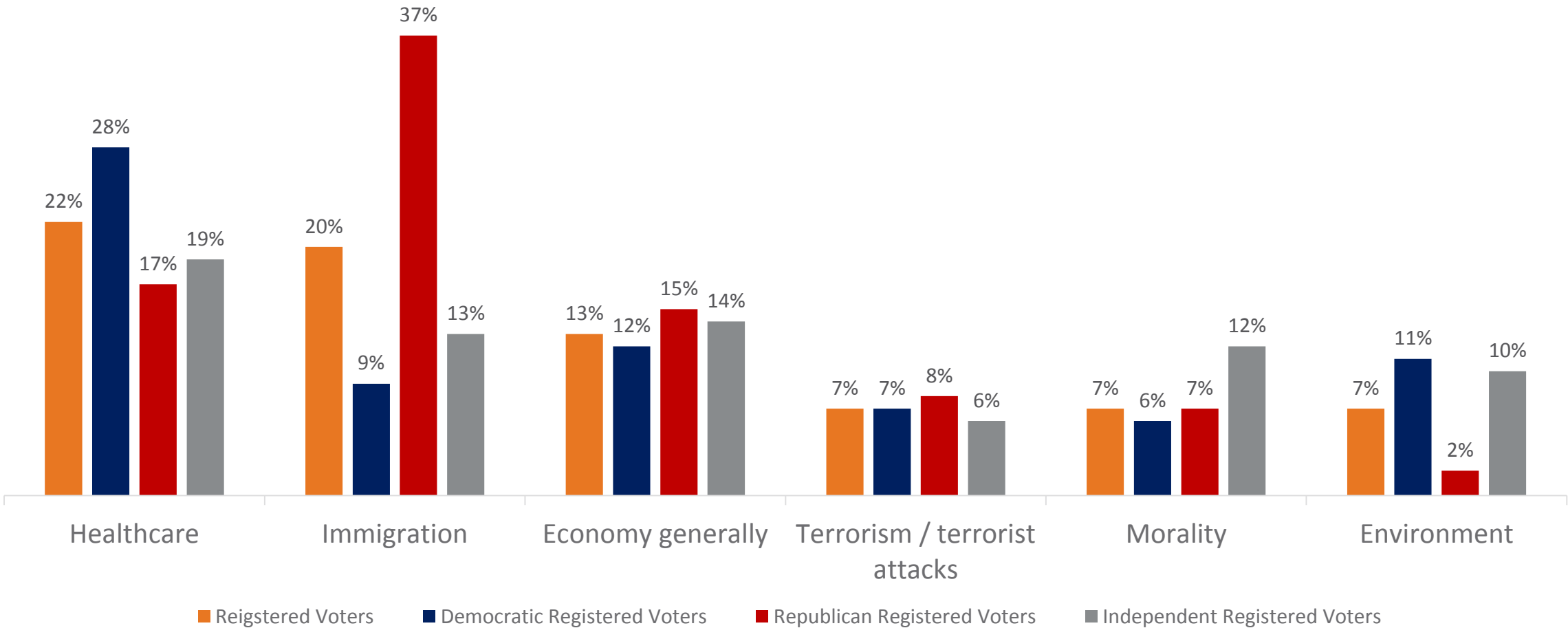
In your opinion, what is the most important problem facing the U.S. today?



ALL REGISTERED VOTERS

# Parties are split on their top issues

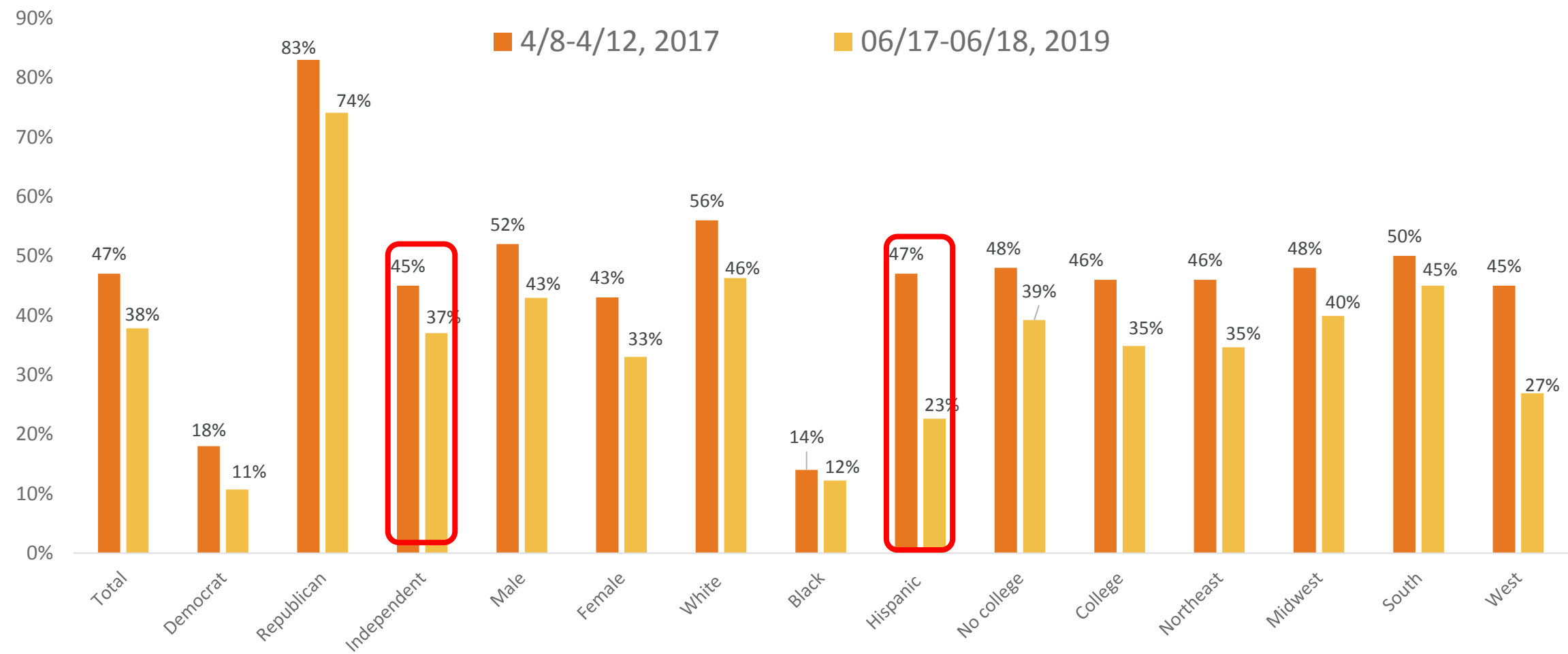
In your opinion, what is the most important problem facing the US today?





# Approval by Demographic

Overall, do you approve or disapprove about the way Donald Trump is handling his job as President? *Approve*

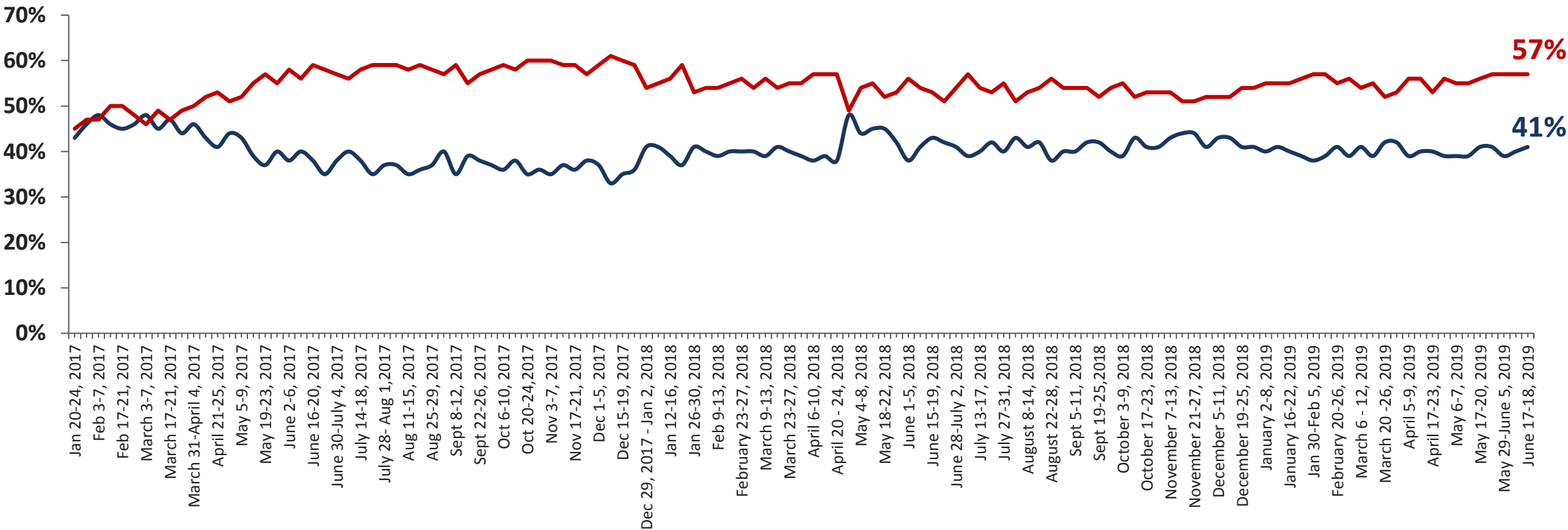


ALL ADULT AMERICANS

# Donald Trump's Weekly Approval



Overall, do you approve or disapprove of the way Donald Trump is handling his job as President?



# Donald Trump's Approval



## Overall, do you approve or disapprove of the way Donald Trump is handling his job as President?

Is that strongly (approve/disapprove) or somewhat (approve/disapprove)? (Asked of those who selected "approve" or "disapprove")

Q2b. If you had to choose, do you lean more towards approve or disapprove? (Asked of those who selected "don't know")

	All Adults	Registered Voters	Democratic Registered Voters	Republican Registered Voters	Independent Registered Voters
<b>Strongly approve</b>	<b>21%</b>	<b>22%</b>	<b>4%</b>	<b>48%</b>	<b>17%</b>
<b>Somewhat approve</b>	<b>16%</b>	<b>16%</b>	<b>6%</b>	<b>25%</b>	<b>24%</b>
<b>Lean towards approve</b>	<b>3%</b>	<b>3%</b>	<b>1%</b>	<b>5%</b>	<b>3%</b>
<b>Lean towards disapprove</b>	<b>1%</b>	<b>1%</b>	<b>1%</b>	<b>1%</b>	<b>1%</b>
<b>Somewhat disapprove</b>	<b>14%</b>	<b>13%</b>	<b>17%</b>	<b>9%</b>	<b>9%</b>
<b>Strongly disapprove</b>	<b>42%</b>	<b>43%</b>	<b>71%</b>	<b>9%</b>	<b>45%</b>
<b>Not sure</b>	<b>2%</b>	<b>1%</b>	<b>0%</b>	<b>2%</b>	<b>1%</b>
<b>TOTAL APPROVE</b>	<b>41%</b>	<b>42%</b>	<b>11%</b>	<b>79%</b>	<b>44%</b>
<b>TOTAL DISAPPROVE</b>	<b>57%</b>	<b>57%</b>	<b>89%</b>	<b>19%</b>	<b>55%</b>

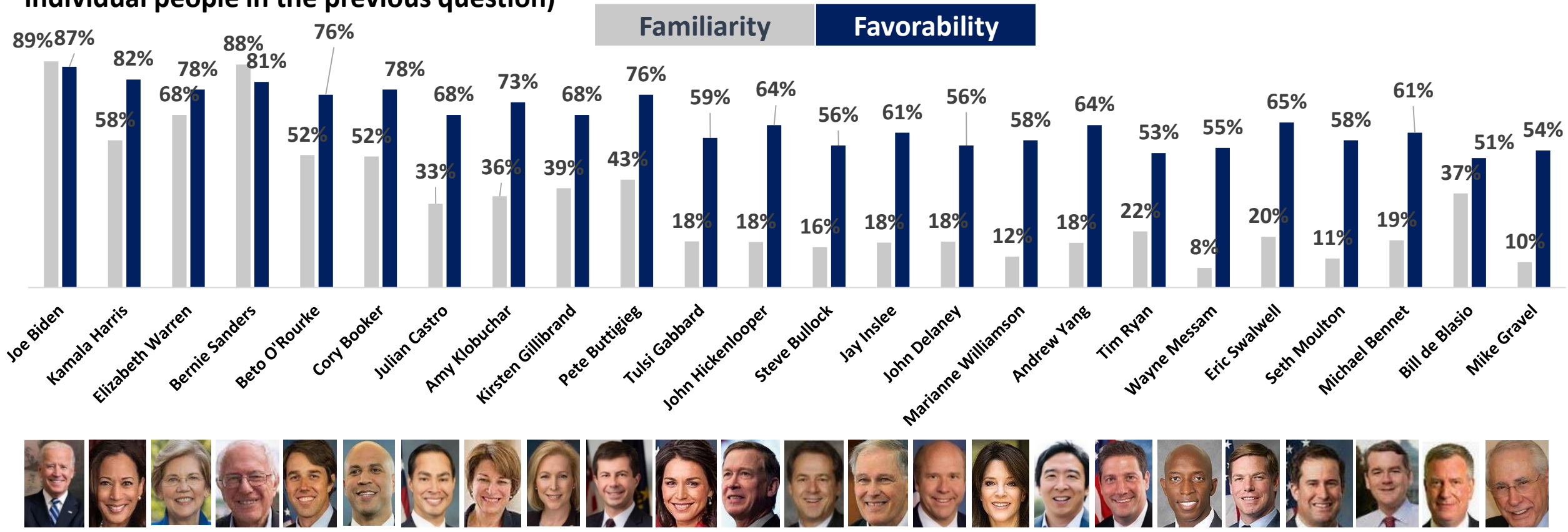
# 2020 DEMOCRATIC RACE

FAMILIARITY & FAVORABILITY AMONG DEMOCRATIC REGISTERED VOTERS

# 2020 Democratic Presidential Candidates

How familiar are you with the following public figures, taking into account all the ways you may have heard about them?

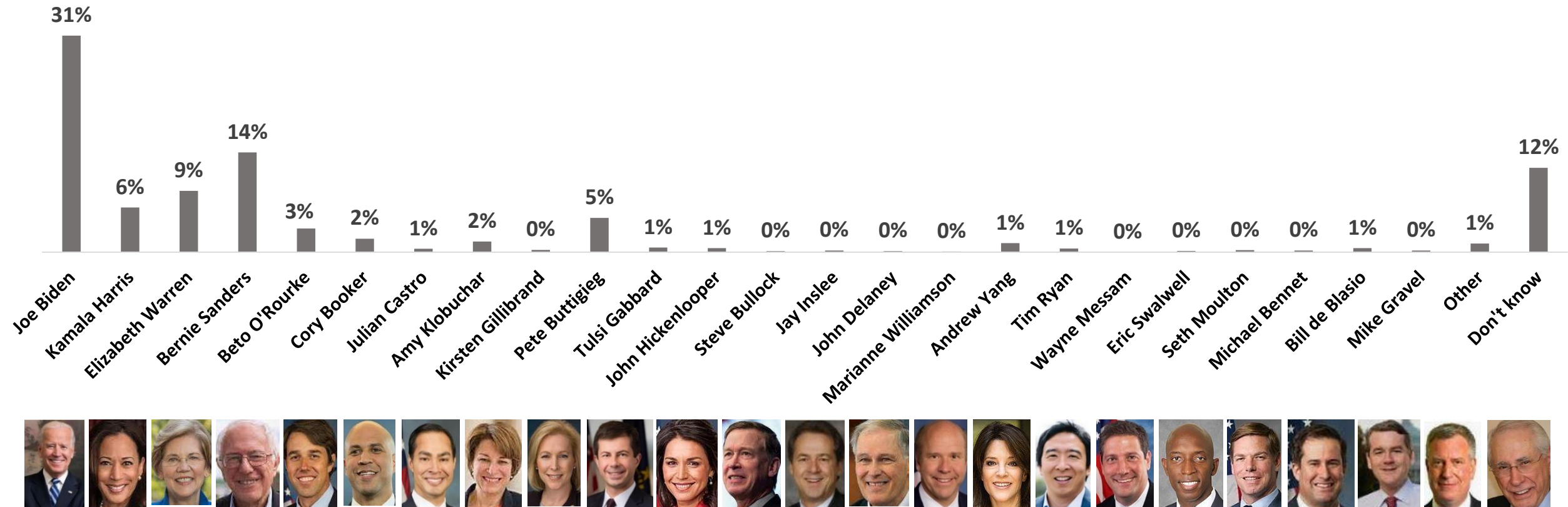
Would you say you are generally favorable or unfavorable towards these public figures? (Asked only of those aware of the individual people in the previous question)



DEMOCRATIC AND INDEPENDENT REGISTERED VOTERS

# 2020 Democratic Primary Horserace

If the 2020 Democratic presidential primary election were held today, and you had to choose from the list of candidates below, for whom would you vote?

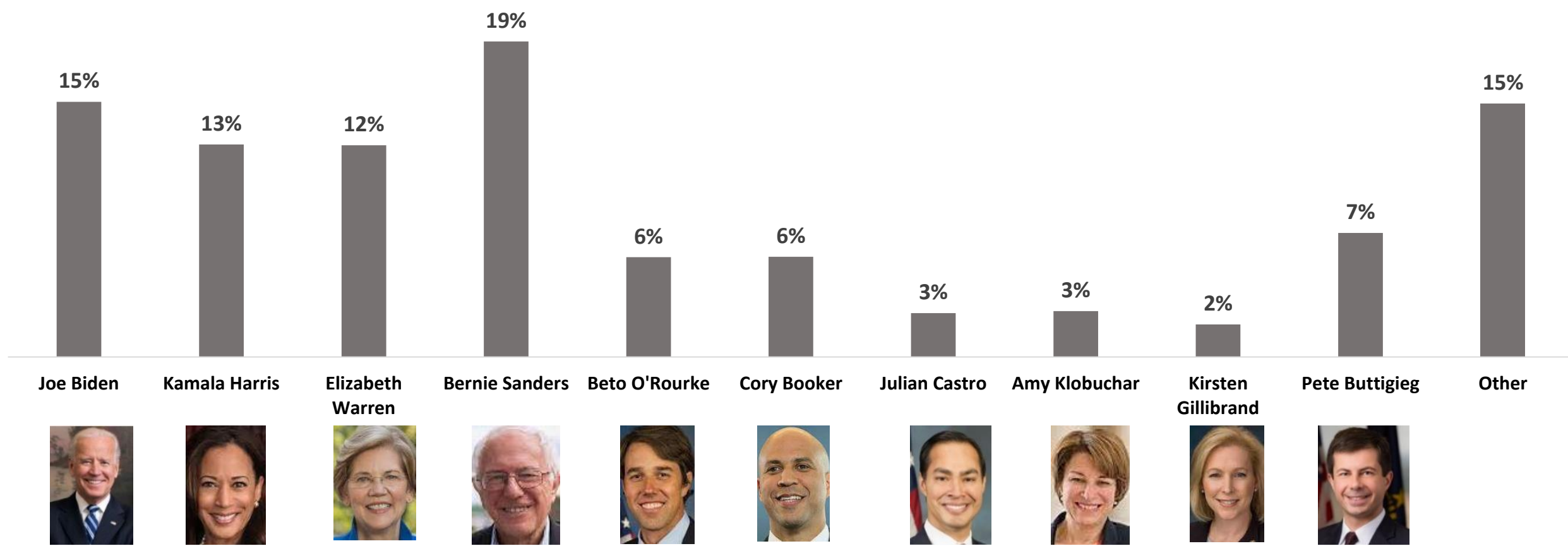


Source: Ipsos/Reuters May 28-June 5, 2019 among 4,416 US adults

DEMOCRATIC AND INDEPENDENT REGISTERED VOTERS

# 2020 Democratic Primary Horserace – Second Choice

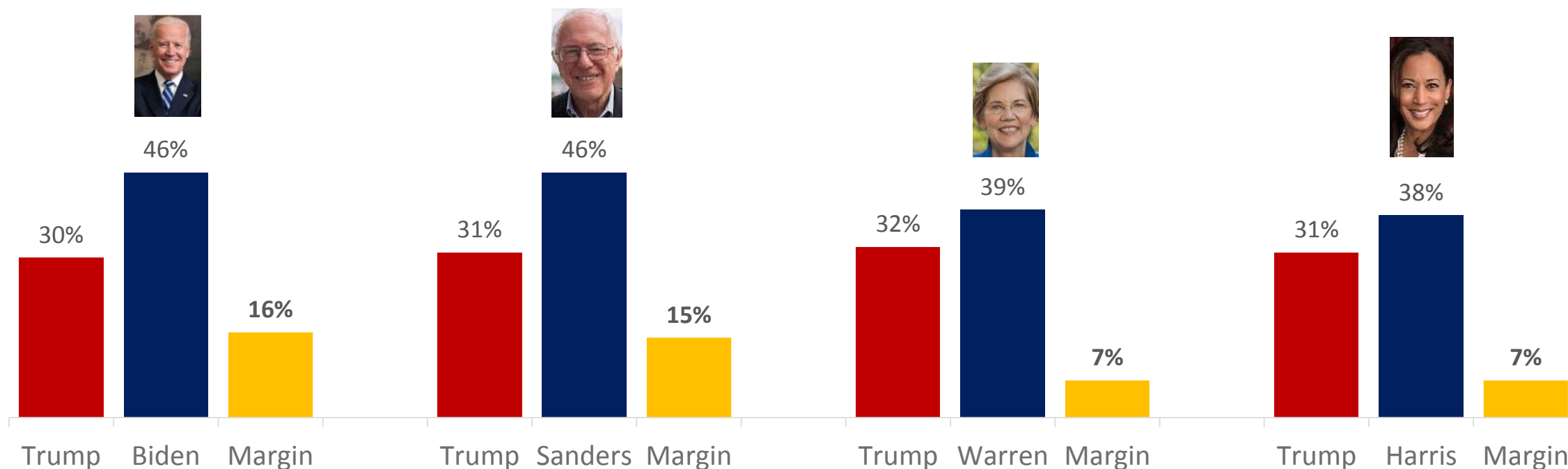
If your first choice dropped out of the race or you had to choose someone to vote for, who would you vote for in the upcoming presidential primary election?



Source: Ipsos/Reuters May 28-June 5, 2019 among 4,416 US adults

# Top male Democratic candidates currently have a lead in matchups against Trump than do top female Democratic candidates.

If the 2020 Presidential election came down to these two candidates, for whom would you vote?

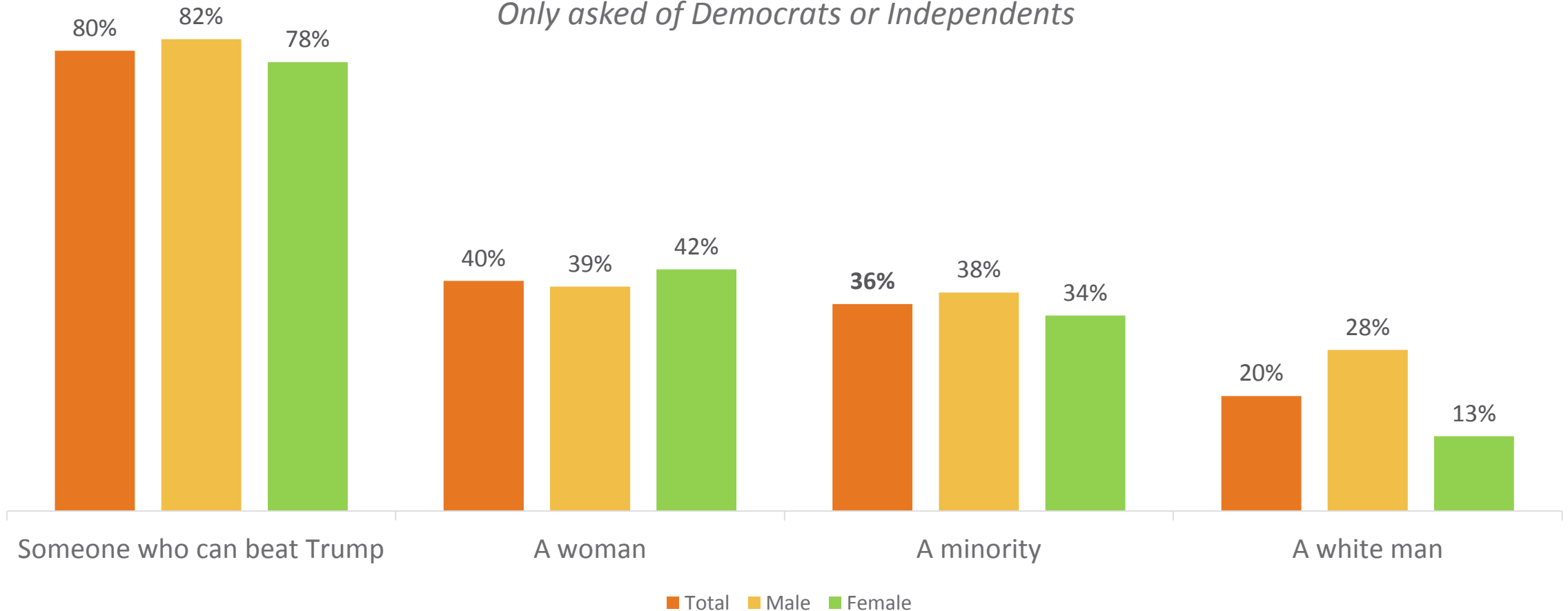




# Nominating someone who can beat Trump is far more important than nominating a woman, minority, or white man for the 2020 Democratic primaries...

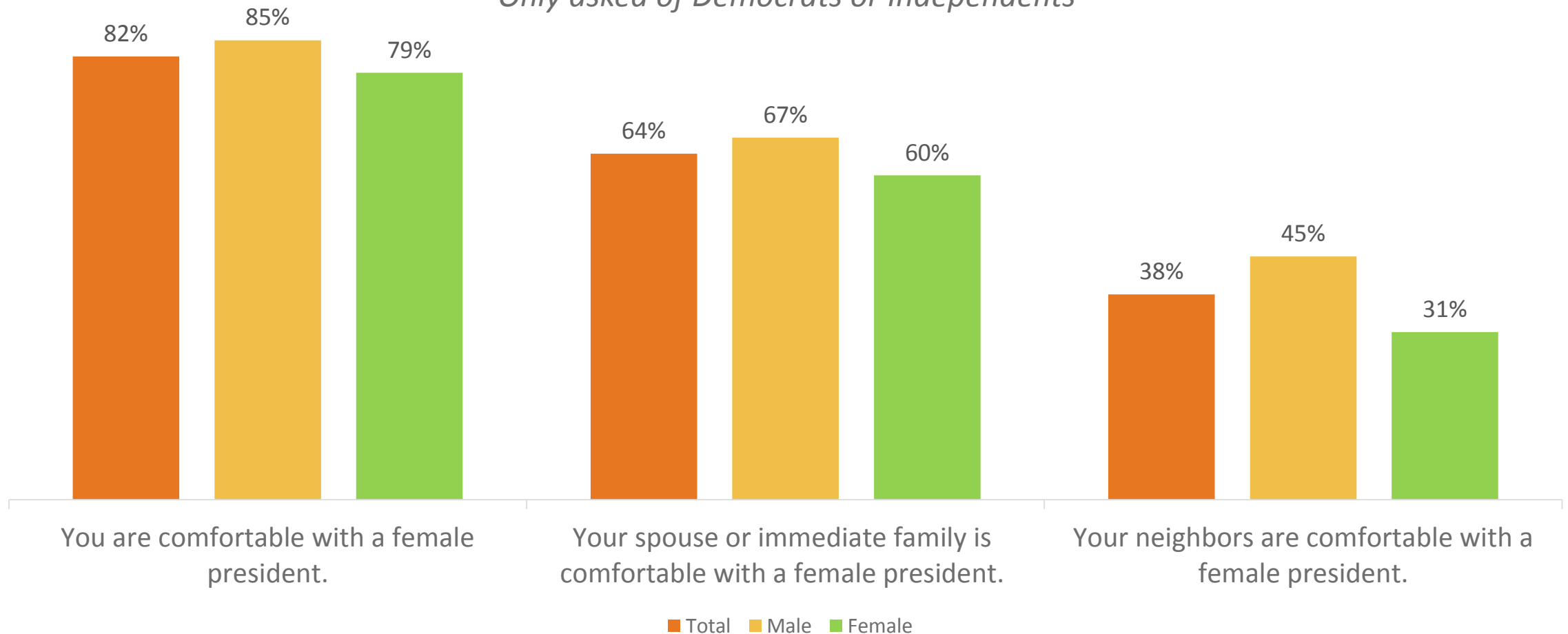
How important or not important are the following? The Democratic Party nominate [INSERT ANSWER CHOICE] as its presidential candidate in 2020.

*Only asked of Democrats or Independents*



**... but the vast majority say they would be comfortable with having a female president – more so than what they believe their neighbors would say.**

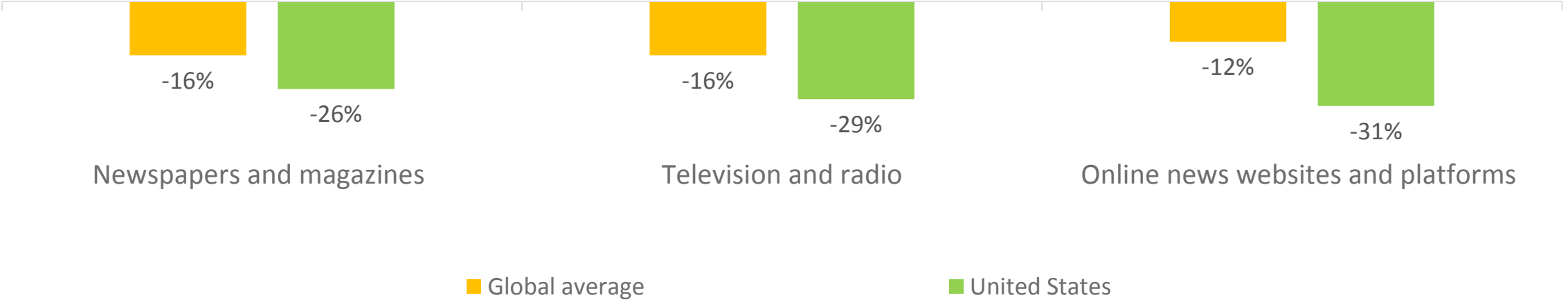
Do you agree or disagree with the following statements?  
*Only asked of Democrats or Independents*



# GLOBAL TRUST IN TRADITIONAL MEDIA

# Globally and in the U.S., people are less trusting in traditional and online media than they were 5 years ago...

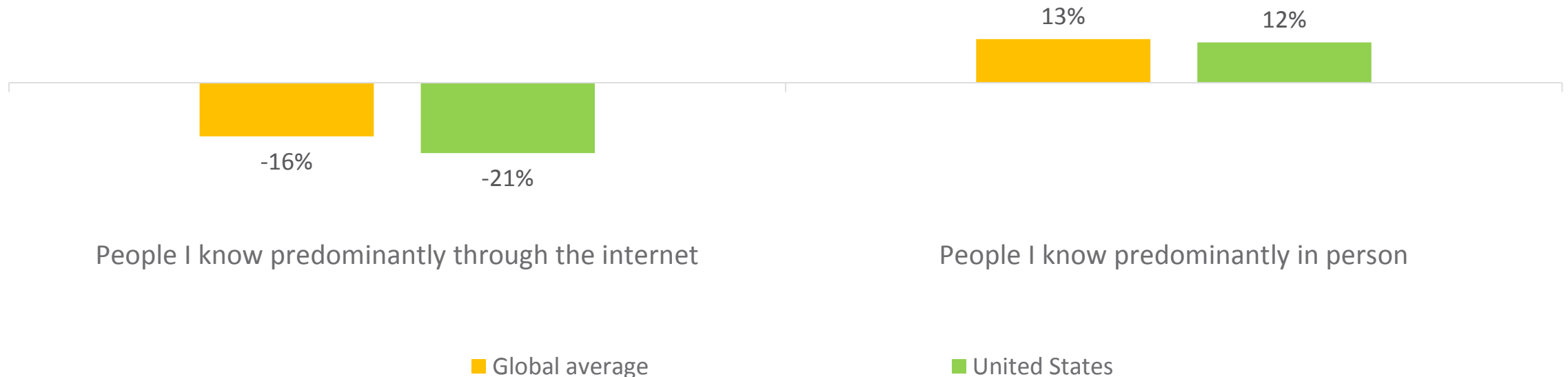
And how much would, if at all, would you say your level of trust in each of the following has changed over the past five years?  
Net scores (Trust more – trust less)



# ... and are much more likely to trust personal contacts than people on the internet.

And how much would, if at all, would you say your level of trust in each of the following has changed over the past five years?

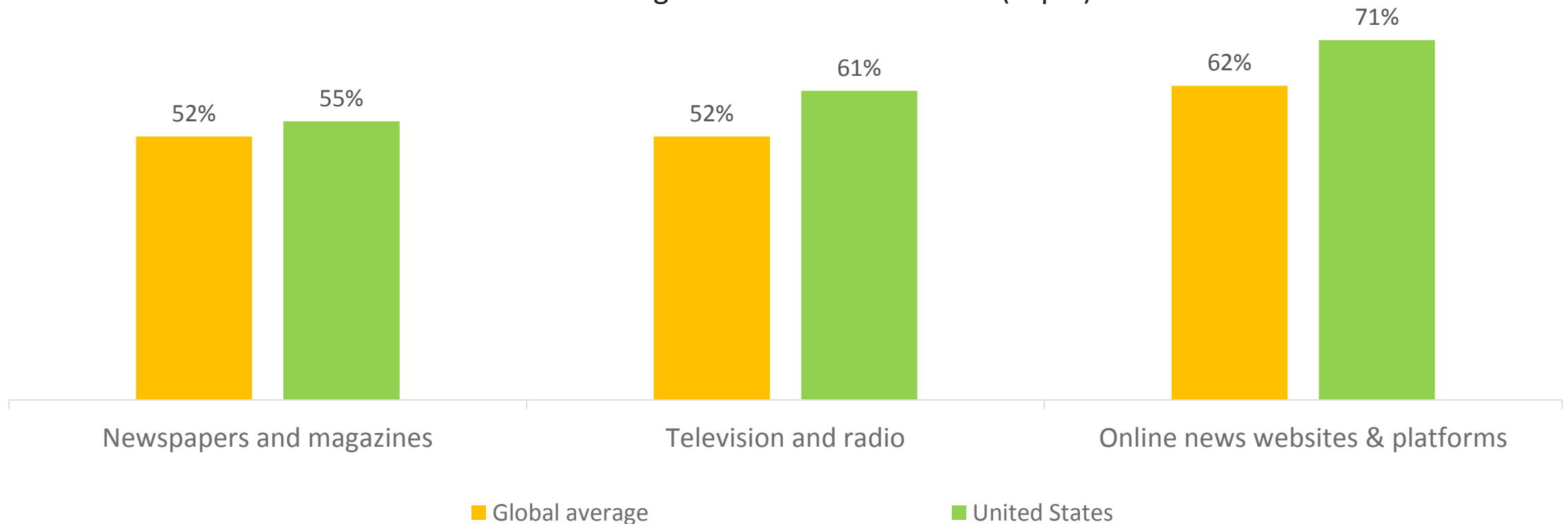
Net scores (Trust more – trust less)



# Two contributing factors in declining trust in media: the prevalence of fake news and...

How prevalent, if at all, would you say “fake news” is in the news and information provided to you by each of the following?

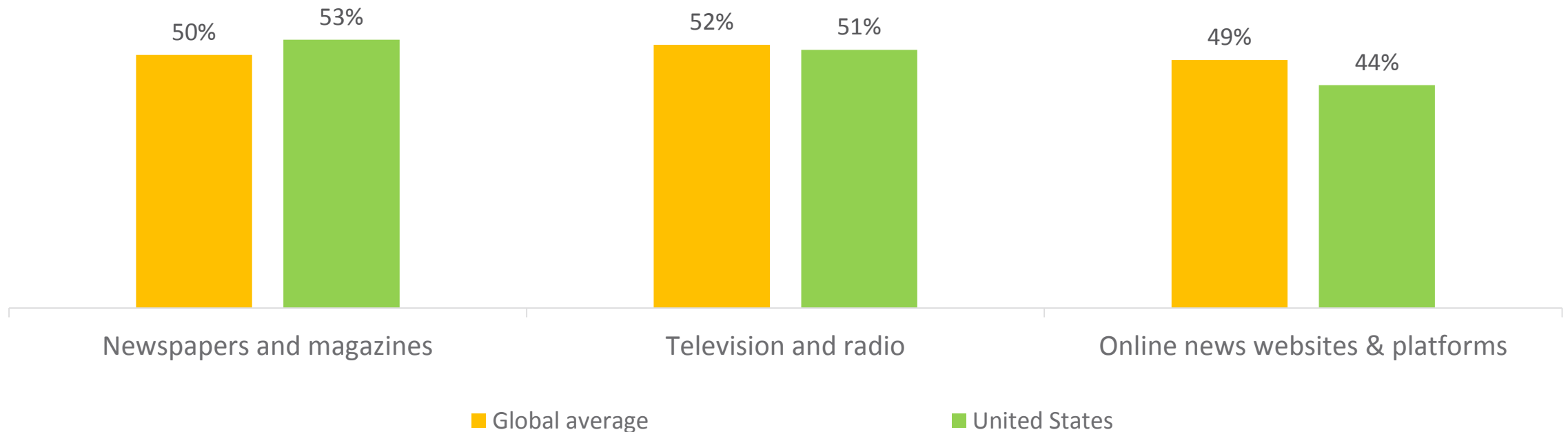
A fair to a great extent of fake news (Top 2)



## ...doubts about media sources' good intentions.

To what extent, if at all, do you think each of the following act with good intentions when providing you with news and information?

A fair to a great extent (Top 2)





---

**Chris Jackson**

Vice President, Ipsos US Public Affairs

✉ [Chris.Jackson@ipsos.com](mailto:Chris.Jackson@ipsos.com)

📞 +1 202.420.2011