

July 10, 2019

# POTUS RADIO

Chris Jackson

Vice President, Ipsos Public Affairs

POTUS Radio

# CORE POLITICAL

# Core Political Data

These are findings from an Ipsos poll conducted

*for*



*date*

June 28-July 2, 2019



For the survey,

*a sample of*

2,221  
Americans

*including*

1,973  
Registered  
Voters

909  
Democratic  
Registered  
Voters

800  
Republican  
Registered  
Voters

189  
Independent  
Registered  
Voters

*ages*

18+

were interviewed online

# Core Political Data

The precision of the Reuters/Ipsos online polls is measured using a credibility interval.

In this case, the poll has a credibility interval of plus or minus the following percentage points



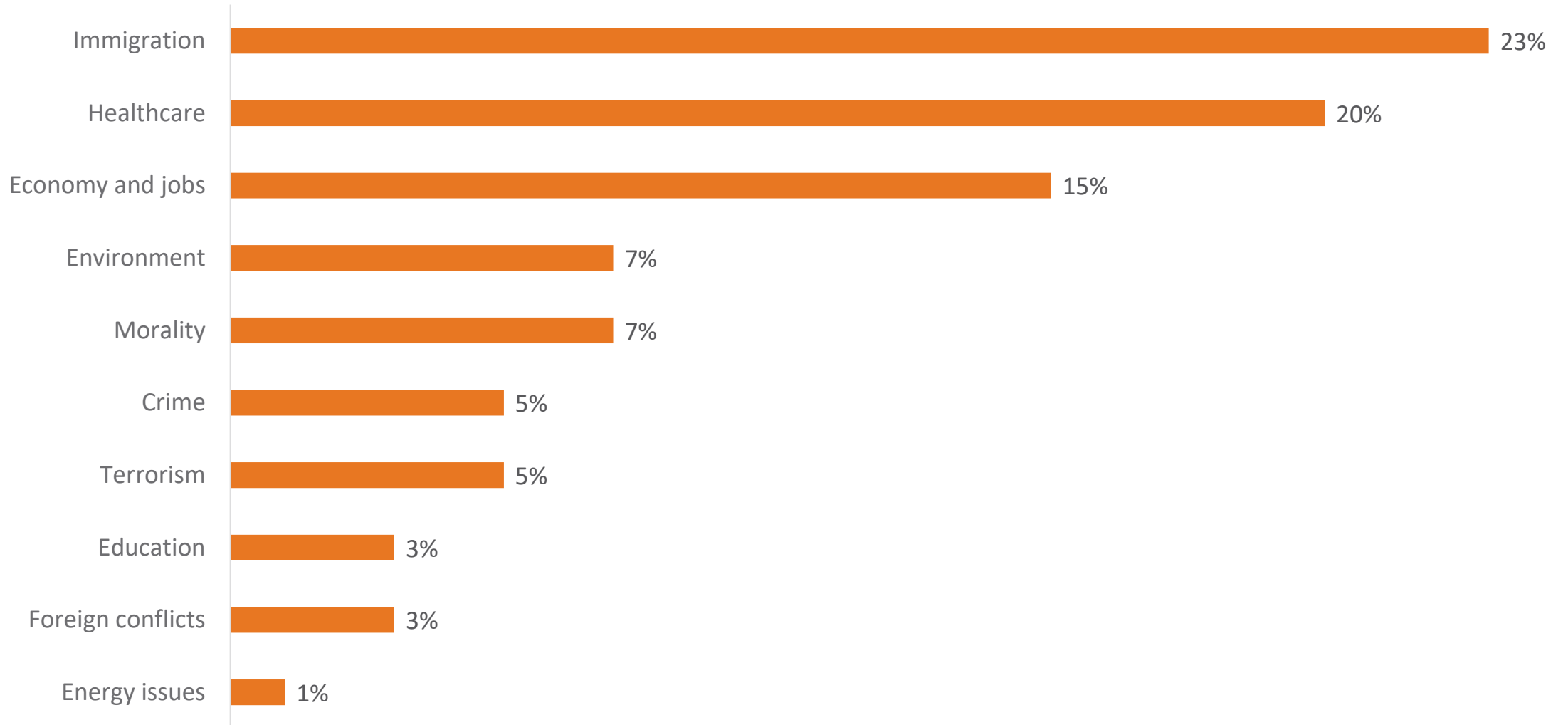
For more information about credibility intervals, please see the appendix.

# Core Political Data

- The data were weighted to the U.S. current population data by:
  - Gender
  - Age
  - Education
  - Ethnicity
  - Region
- Statistical margins of error are not applicable to online polls.
- All sample surveys and polls may be subject to other sources of error, including, but not limited to coverage error and measurement error.
- Figures marked by an asterisk (\*) indicate a percentage value of greater than zero but less than one half of one per cent.
- Where figures do not sum to 100, this is due to the effects of rounding.
- To see more information on this and other Reuters/Ipsos polls, please visit: <http://polling.reuters.com/>

# Main Problems

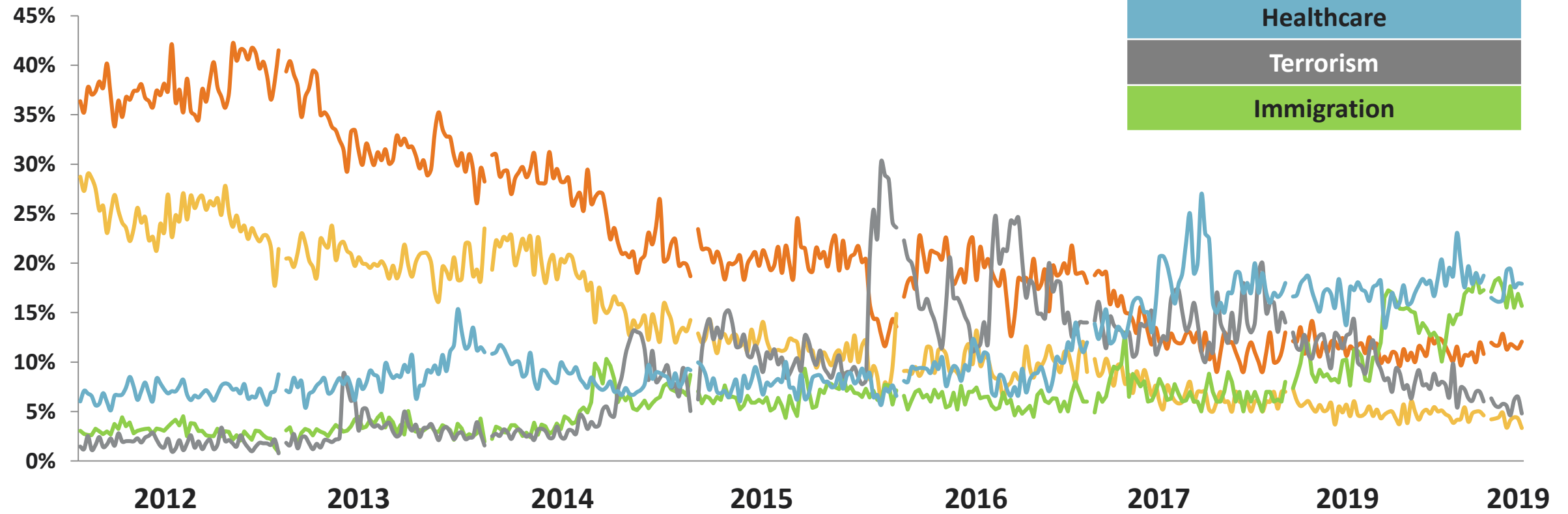
In your opinion, what is the most important problem facing the US today?



ALL ADULT AMERICANS

# Most Important Problem Facing America

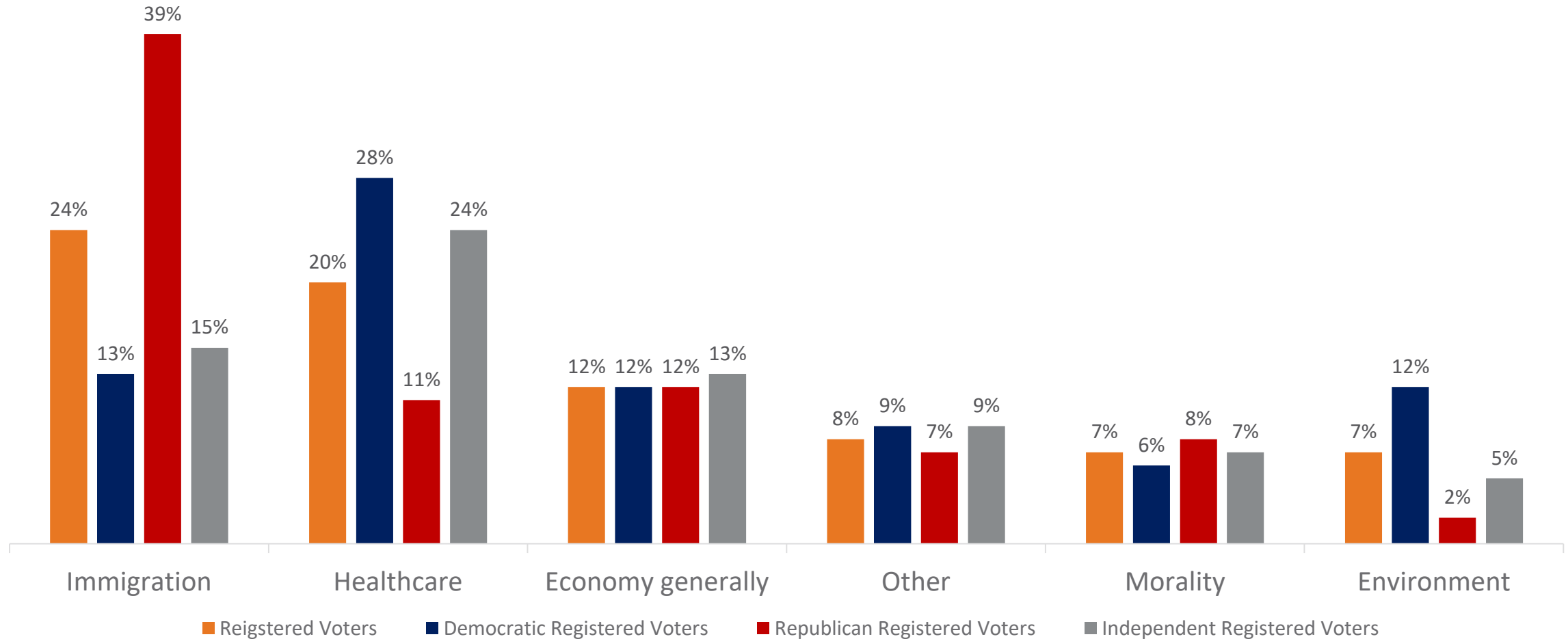
In your opinion, what is the most important problem facing the U.S. today?



ALL REGISTERED VOTERS

# Parties are split on their top issues

In your opinion, what is the most important problem facing the US today?



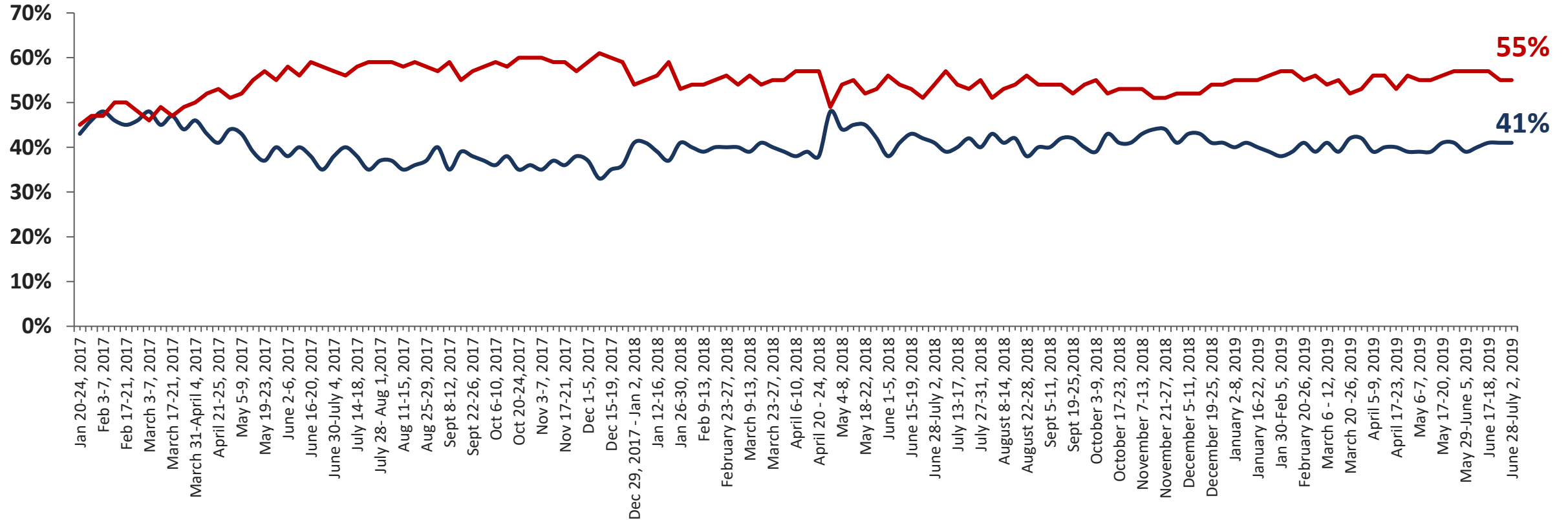


ALL ADULT AMERICANS

# Donald Trump's Weekly Approval



Overall, do you approve or disapprove of the way Donald Trump is handling his job as President?



# Donald Trump's Approval



## Overall, do you approve or disapprove of the way Donald Trump is handling his job as President?

Is that strongly (approve/disapprove) or somewhat (approve/disapprove)? (Asked of those who selected "approve" or "disapprove")

Q2b. If you had to choose, do you lean more towards approve or disapprove? (Asked of those who selected "don't know")

	All Adults	Registered Voters	Democratic Registered Voters	Republican Registered Voters	Independent Registered Voters
<b>Strongly approve</b>	22%	24%	3%	53%	10%
<b>Somewhat approve</b>	17%	17%	7%	29%	18%
<b>Lean towards approve</b>	3%	2%	0%	3%	6%
<b>Lean towards disapprove</b>	2%	2%	2%	2%	3%
<b>Somewhat disapprove</b>	12%	11%	14%	6%	13%
<b>Strongly disapprove</b>	40%	42%	72%	6%	39%
<b>Not sure</b>	4%	3%	1%	1%	11%
<b>TOTAL APPROVE</b>	<b>41%</b>	<b>43%</b>	<b>10%</b>	<b>85%</b>	<b>34%</b>
<b>TOTAL DISAPPROVE</b>	<b>55%</b>	<b>55%</b>	<b>88%</b>	<b>14%</b>	<b>55%</b>

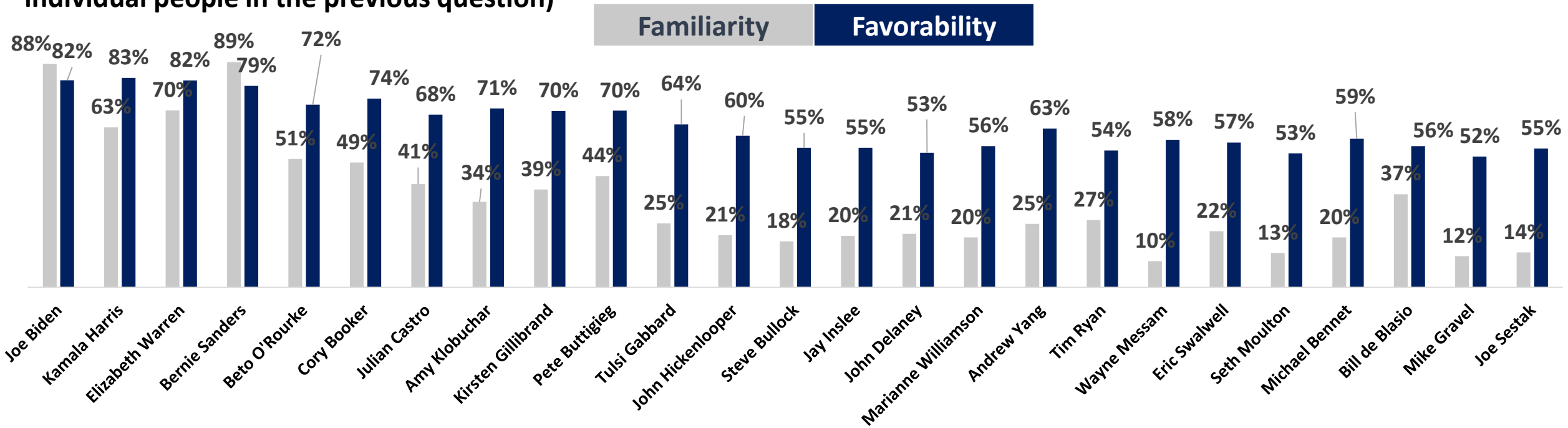
# 2020 DEMOCRATIC RACE

FAMILIARITY & FAVORABILITY AMONG DEMOCRATIC REGISTERED VOTERS

# 2020 Democratic Presidential Candidates

How familiar are you with the following public figures, taking into account all the ways you may have heard about them?

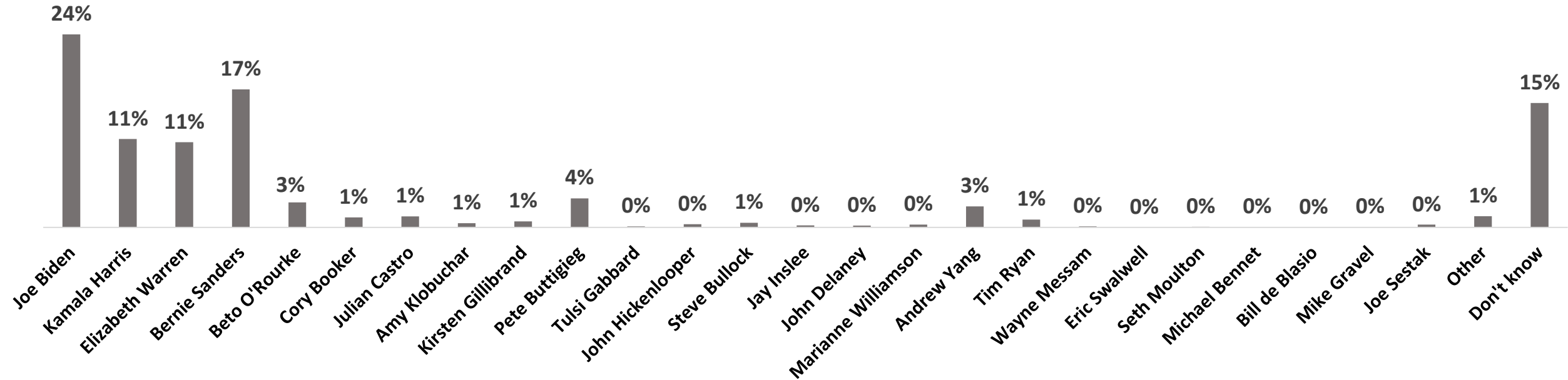
Would you say you are generally favorable or unfavorable towards these public figures? (Asked only of those aware of the individual people in the previous question)



DEMOCRATIC AND INDEPENDENT REGISTERED VOTERS

# 2020 Democratic Primary Horseshoe

If the 2020 Democratic presidential primary election were held today, and you had to choose from the list of candidates below, for whom would you vote?

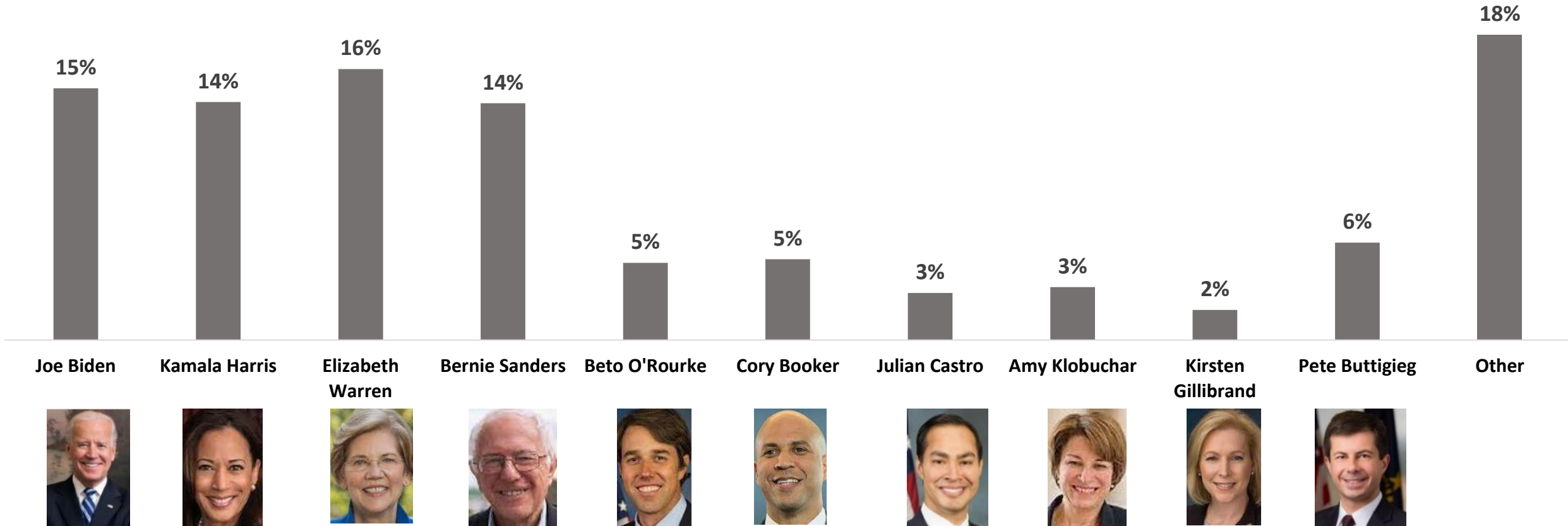


Source: Ipsos/Reuters Data July 2019

DEMOCRATIC AND INDEPENDENT REGISTERED VOTERS

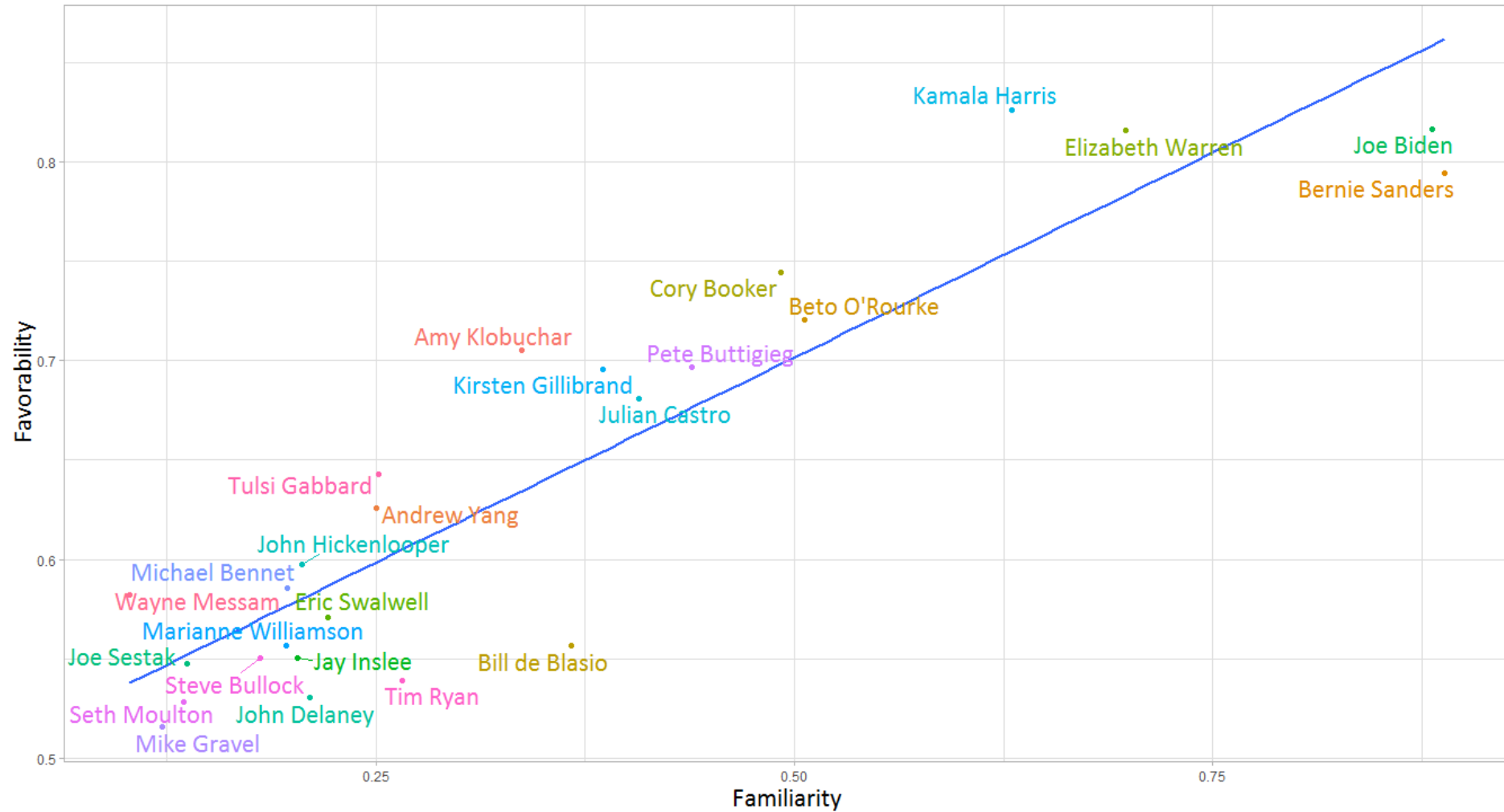
# 2020 Democratic Primary Horseshoe – Second Choice

If your first choice dropped out of the race or you had to choose someone to vote for, who would you vote for in the upcoming presidential primary election?

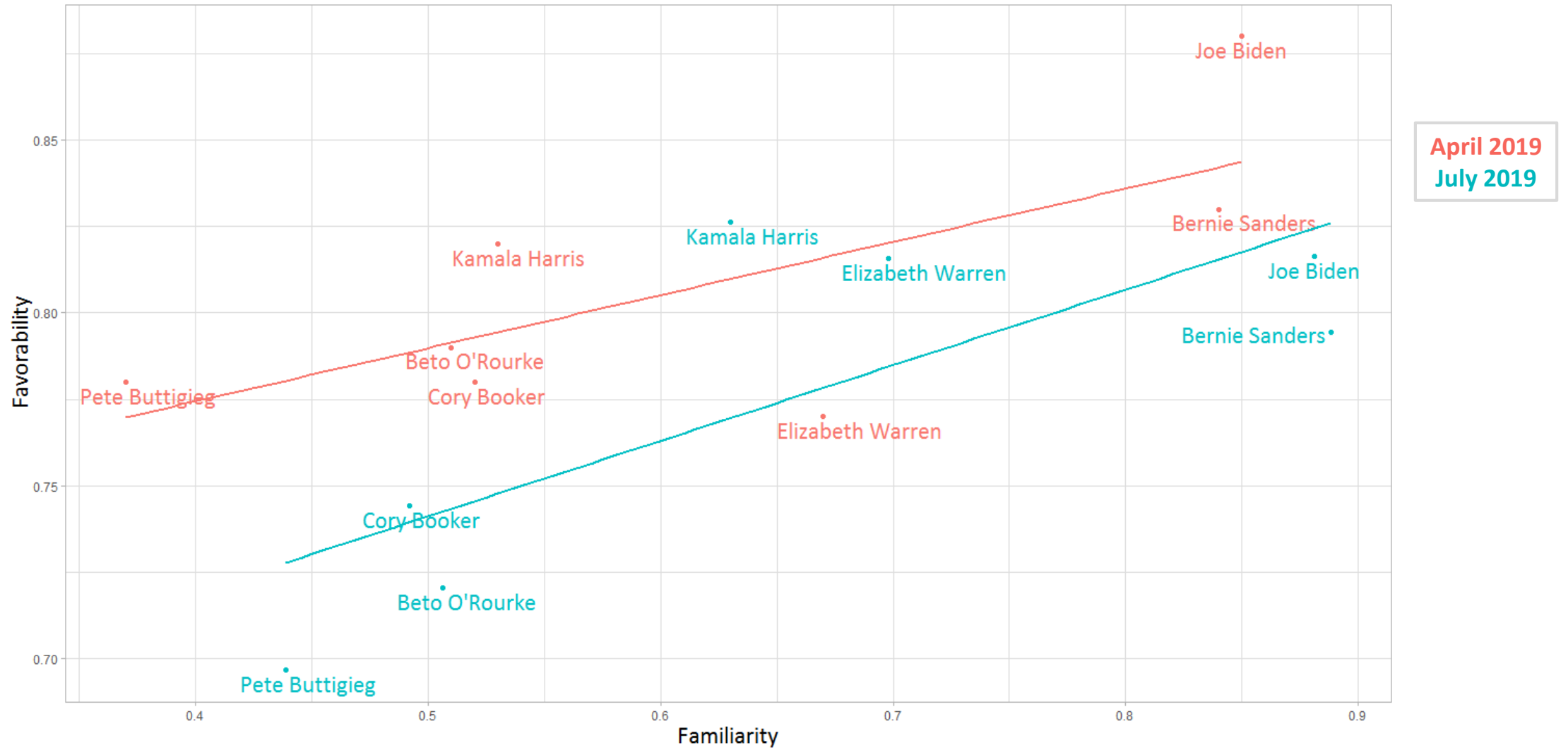


Source: Ipsos/Reuters Data July 2019

# 2020 Democratic Candidate Favorability by Level of Familiarity: All Candidates



# 2020 Democratic Candidate Favorability by Level of Familiarity: Front Runner Trend



Source: Ipsos/Reuters Data April and July 2019



AMONG DEMOCRATS AND INDEPENDENTS

# Top Priorities – 1<sup>st</sup> Choice

If the 2020 Democratic presidential primary election were held today, which of the following candidate traits would be the MOST important factor for you in deciding who to vote for? (Ranked by 1<sup>st</sup> choice among all adults)

	All Democrats and Independents	Democrats	Independents
Can beat President Trump in the general election	36%	44%	22%
Strong on healthcare	10%	9%	12%
Strong on the economy and job creation	8%	6%	11%
Can unify the Democratic Party	8%	9%	5%
Strong on immigration	7%	5%	6%
Someone new and different	7%	8%	5%
Strong progressive	6%	6%	1%
Strong on the environment	5%	6%	4%
Don't know	13%	6%	33%

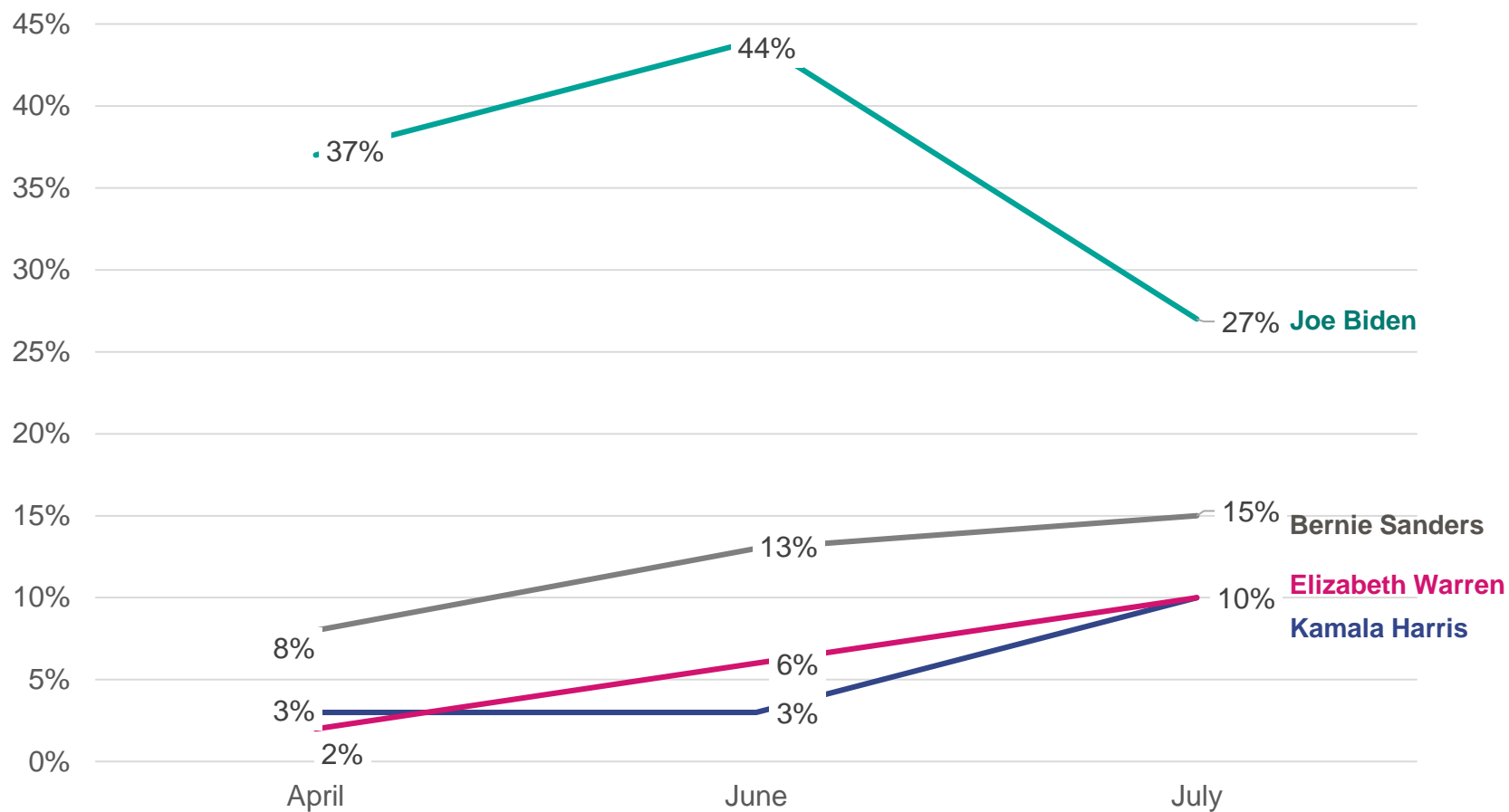
Base: Democrats and Independents, N = 676

Source: Ipsos Data July 2019



AMONG DEMOCRATS AND INDEPENDENTS

# Who can beat Trump?



For each of the following, selection the candidate from the list below you think is best on the particular issue. "Most likely to beat President Trump in the general election"  
Base: Democrats and Independents

Source: Ipsos/Reuters Data, April, June, Ipsos Data July 2019





**Chris Jackson**

Vice President, Ipsos US Public Affairs

✉ [Chris.Jackson@ipsos.com](mailto:Chris.Jackson@ipsos.com)

📞 +1 202.420.2011