

August 7, 2019

POTUS RADIO

Clifford Young

President, Ipsos Public Affairs

POTUS Radio

CORE POLITICAL

Core Political Data

These are findings from an Ipsos poll conducted

for



date

July 29-30, 2019



For the survey,

a sample of

1,115
Americans

including

972
Registered
Voters

471
Democratic
Registered
Voters

384
Republican
Registered
Voters

92
Independent
Registered
Voters

ages

18+

were interviewed online

Core Political Data

The precision of the Reuters/Ipsos online polls is measured using a credibility interval.

In this case, the poll has a credibility interval of plus or minus the following percentage points



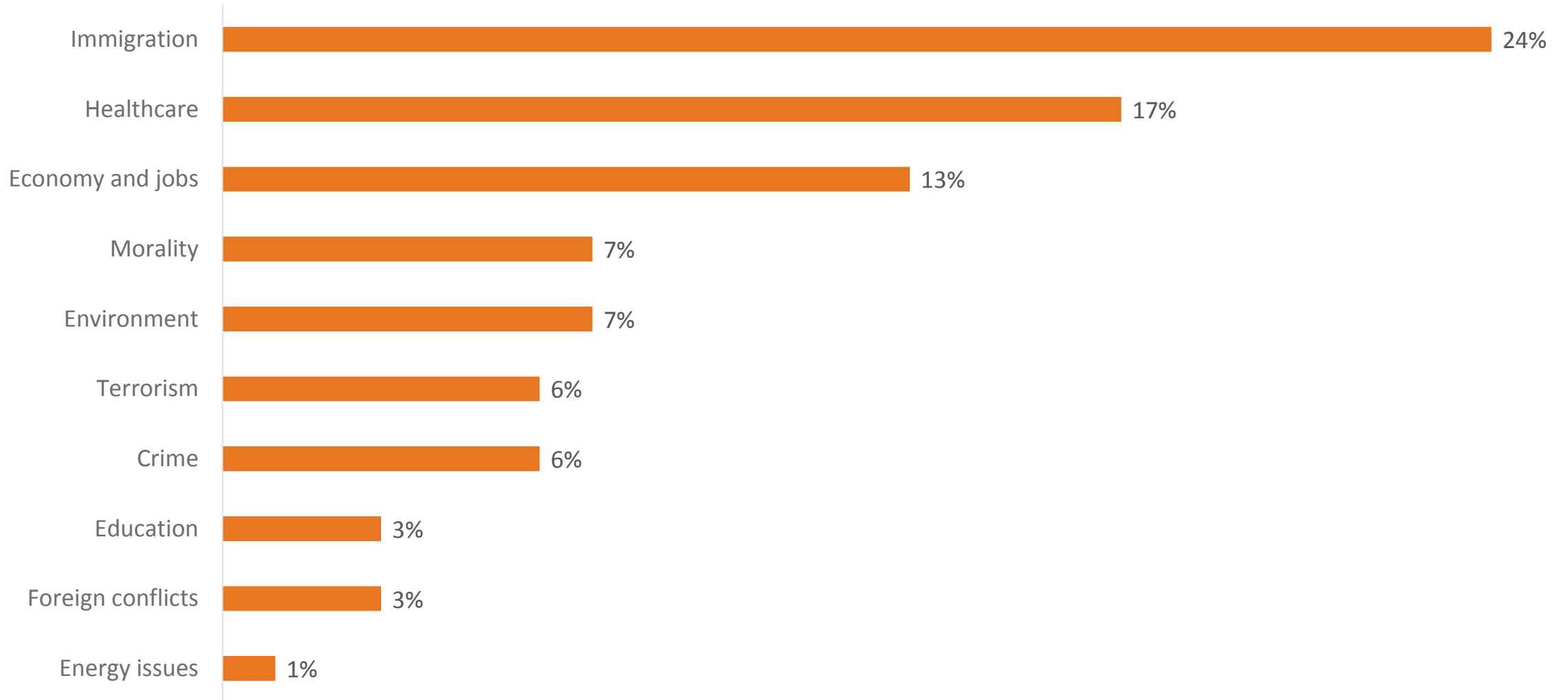
For more information about credibility intervals, please see the appendix.

Core Political Data

- The data were weighted to the U.S. current population data by:
 - Gender
 - Age
 - Education
 - Ethnicity
 - Region
- Statistical margins of error are not applicable to online polls.
- All sample surveys and polls may be subject to other sources of error, including, but not limited to coverage error and measurement error.
- Figures marked by an asterisk (*) indicate a percentage value of greater than zero but less than one half of one per cent.
- Where figures do not sum to 100, this is due to the effects of rounding.
- To see more information on this and other Reuters/Ipsos polls, please visit: <http://polling.reuters.com/>


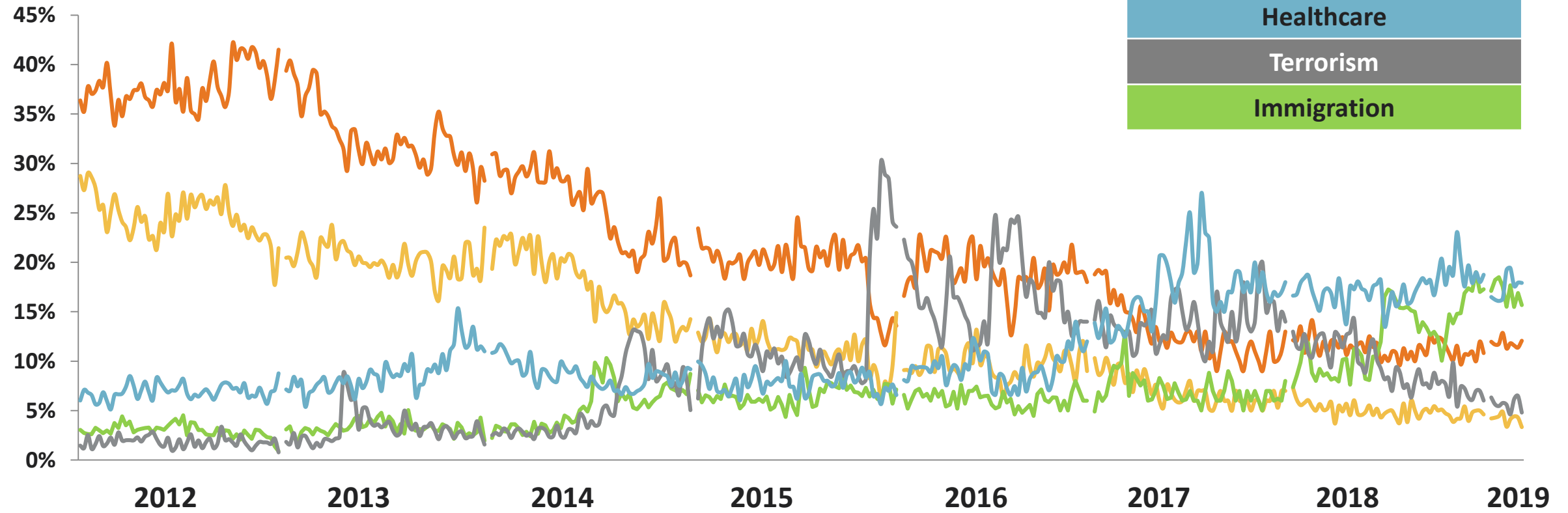
Main Problems

In your opinion, what is the most important problem facing the US today?



Most Important Problem Facing America

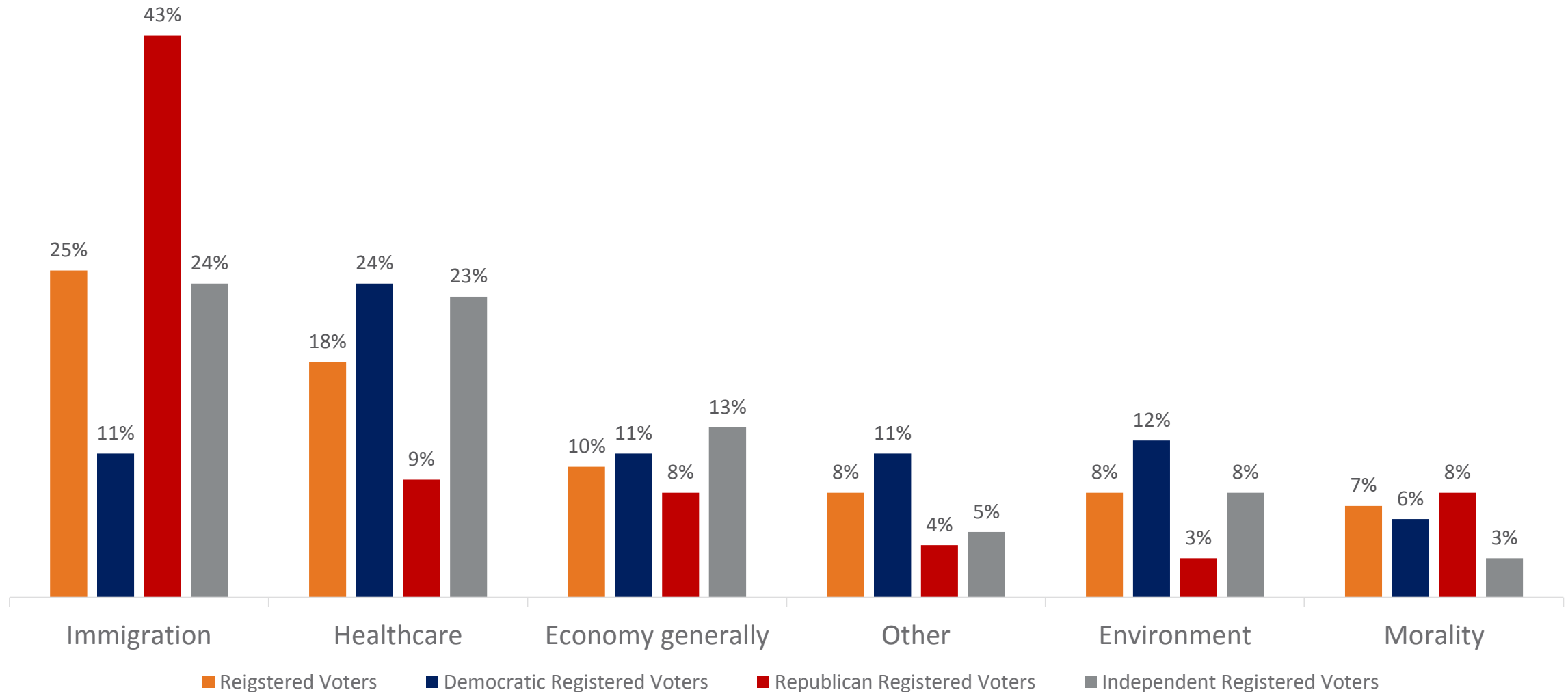
In your opinion, what is the most important problem facing the U.S. today?



ALL REGISTERED VOTERS

Parties are split on their top issues

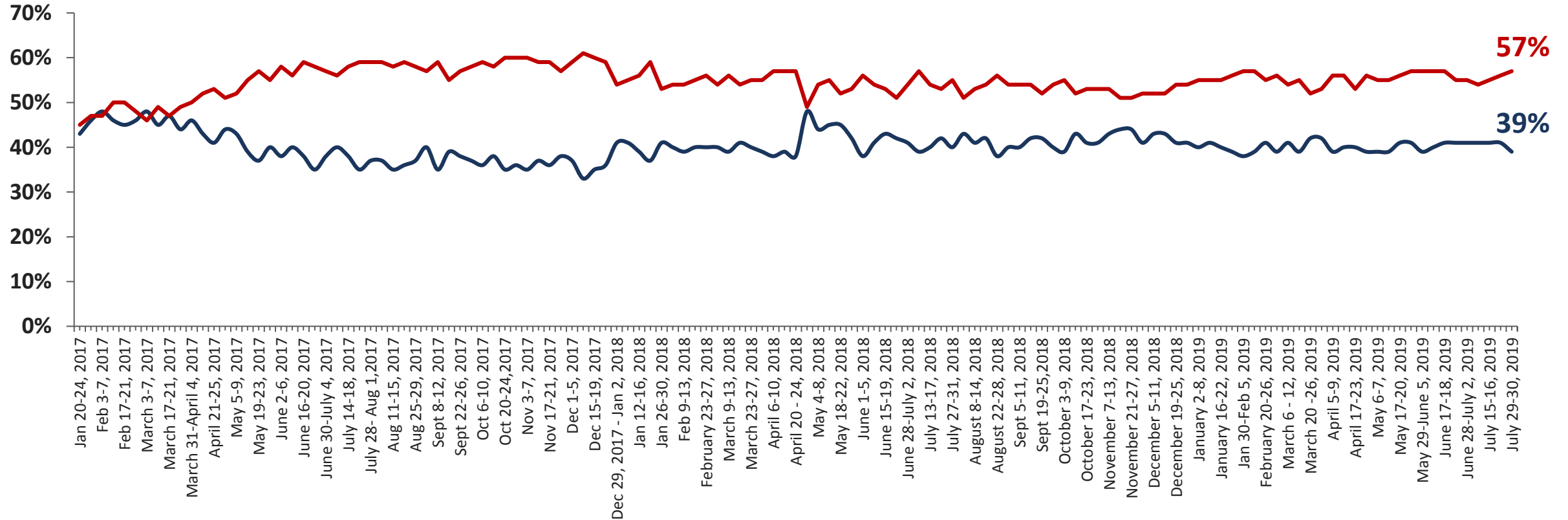
In your opinion, what is the most important problem facing the US today?



Donald Trump's Weekly Approval



Overall, do you approve or disapprove of the way Donald Trump is handling his job as President?



Donald Trump's Approval



Overall, do you approve or disapprove of the way Donald Trump is handling his job as President?

Is that strongly (approve/disapprove) or somewhat (approve/disapprove)? (Asked of those who selected "approve" or "disapprove")

Q2b. If you had to choose, do you lean more towards approve or disapprove? (Asked of those who selected "don't know")








	All Adults	Registered Voters	Democratic Registered Voters	Republican Registered Voters	Independent Registered Voters
Strongly approve	20%	22%	2%	50%	14%
Somewhat approve	16%	17%	5%	30%	28%
Lean towards approve	2%	1%	0%	3%	0%
Lean towards disapprove	3%	2%	1%	1%	4%
Somewhat disapprove	12%	13%	15%	9%	13%
Strongly disapprove	42%	44%	76%	6%	34%
Not sure	4%	2%	1%	1%	8%
TOTAL APPROVE	39%	40%	7%	83%	41%
TOTAL DISAPPROVE	57%	58%	92%	16%	51%

2020 DEMOCRATIC UPDATE

ALL DEMOCRATS

Candidate-Attribute Matchup (April)

For each of the following, please select the candidate from the list below you think is the best on that particular issue

	 Joe Biden	 Bernie Sanders	 Kamala Harris	 Elizabeth Warren	 Pete Buttigieg	 Beto O'Rourke	 Cory Booker	<u>ATTRIBUTE AVERAGE</u> <i>(row across)</i>
Most likely to beat President Trump in the general election	46%	8%	3%	3%	4%	5%	2%	10%
The economy and jobs	29%	14%	6%	9%	2%	5%	2%	10%
Healthcare	26%	24%	7%	9%	2%	2%	2%	10%
Immigration	25%	10%	7%	5%	4%	10%	1%	9%
A new and different voice	10%	10%	15%	5%	20%	12%	8%	11%
Can unify the Democratic Party	32%	10%	6%	6%	2%	8%	8%	10%
The environment	24%	12%	6%	11%	2%	5%	1%	9%
Strong progressive	14%	21%	5%	13%	9%	5%	4%	10%
<u>CANDIDATE AVERAGE</u> <i>(top-bottom)</i>	26%	14%	7%	8%	6%	7%	4%	








Source: Ipsos Poll conducted April 29-30, 2019



ALL DEMOCRATS

Candidate-Attribute Matchup (July)

For each of the following, please select the candidate from the list below you think is the best on that particular issue

	Joe Biden 	Bernie Sanders 	Kamala Harris 	Elizabeth Warren 	Pete Buttigieg 	Beto O'Rourke 	Cory Booker 	ATTRIBUTE AVERAGE (row across)
Most likely to beat President Trump in the general election	39%	14%	7%	7%	2%	3%	3%	9%
The economy and jobs	18%	16%	6%	13%	3%	3%	3%	9%
Healthcare	16%	21%	7%	13%	2%	2%	3%	9%
Immigration	14%	10%	11%	8%	2%	7%	4%	8%
A new and different voice	8%	10%	18%	9%	12%	6%	4%	10%
Can unify the Democratic Party	22%	12%	9%	9%	3%	3%	3%	9%
The environment	13%	14%	7%	11%	4%	4%	3%	8%
Strong progressive	12%	19%	10%	12%	3%	3%	3%	9%
<u>CANDIDATE AVERAGE</u> (top-bottom)	19%	14.5%	11%	10%	4%	4%	3%	

Base: Democrats, N = 1337








Source: Ipsos Data July 2019



ALL DEMOCRATS

Candidate-Attribute Matchup (August)

For each of the following, please select the candidate from the list below you think is the best on that particular issue

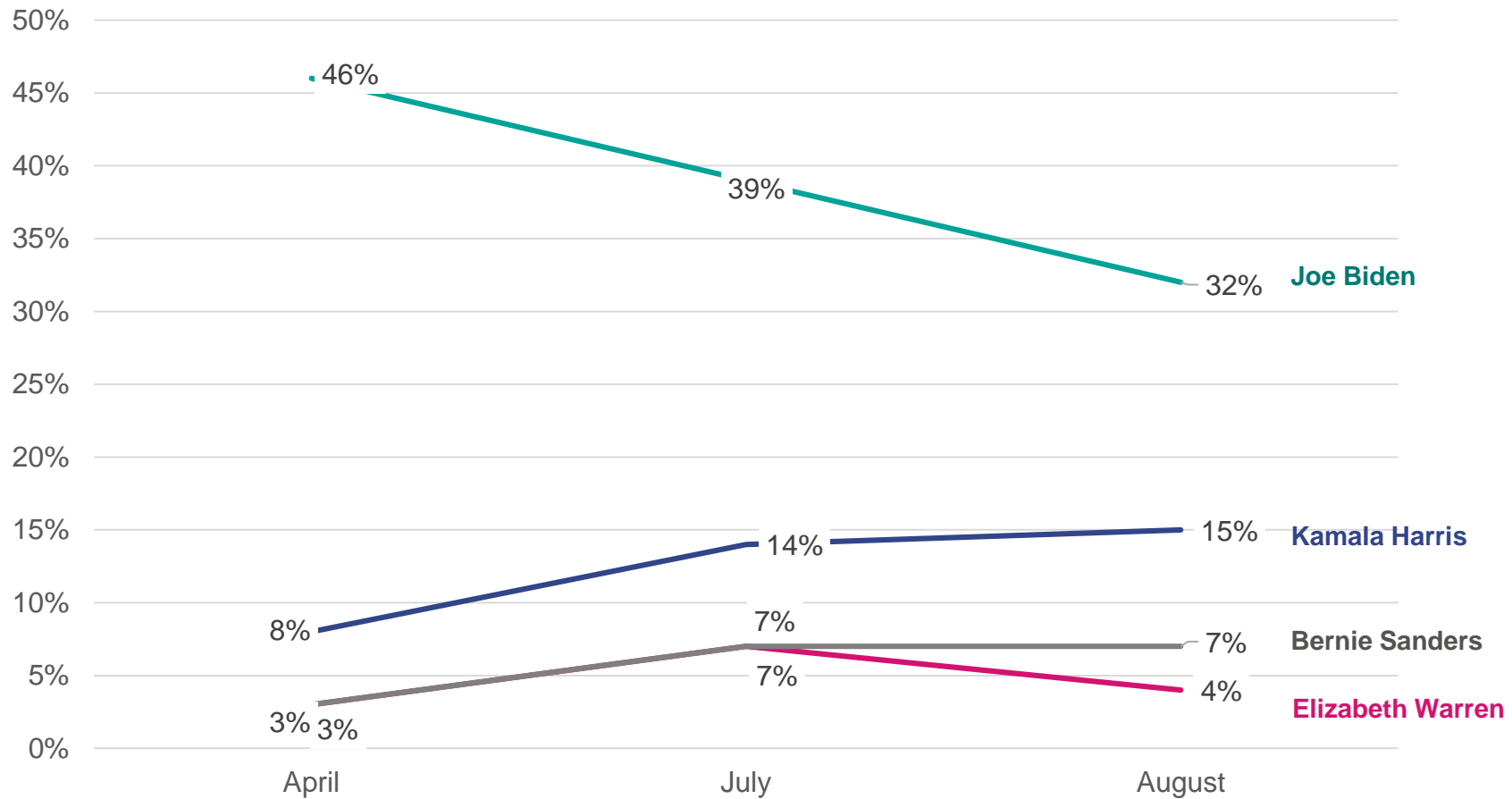
	Joe Biden 	Bernie Sanders 	Kamala Harris 	Elizabeth Warren 	Pete Buttigieg 	Beto O'Rourke 	Cory Booker 	ATTRIBUTE AVERAGE (row across)
Most likely to beat President Trump in the general election	32%	15%	4%	7%	2%	3%	2%	9%
The economy and jobs	19%	16%	4%	10%	4%	2%	4%	9%
Healthcare	18%	23%	6%	11%	3%	2%	2%	9%
Immigration	13%	15%	7%	9%	3%	5%	3%	8%
A new and different voice	8%	12%	11%	10%	13%	5%	4%	9%
Can unify the Democratic Party	23%	13%	5%	9%	4%	2%	3%	9%
The environment	13%	17%	5%	9%	4%	3%	3%	8%
Strong progressive	10%	21%	6%	14%	3%	3%	3%	9%
<u>CANDIDATE AVERAGE</u> (top-bottom)	17%	17%	6%	10%	5%	3%	3%	

Base: Democrats, N = 1210

Source: Ipsos Data August 2019



Who Can Beat Trump?



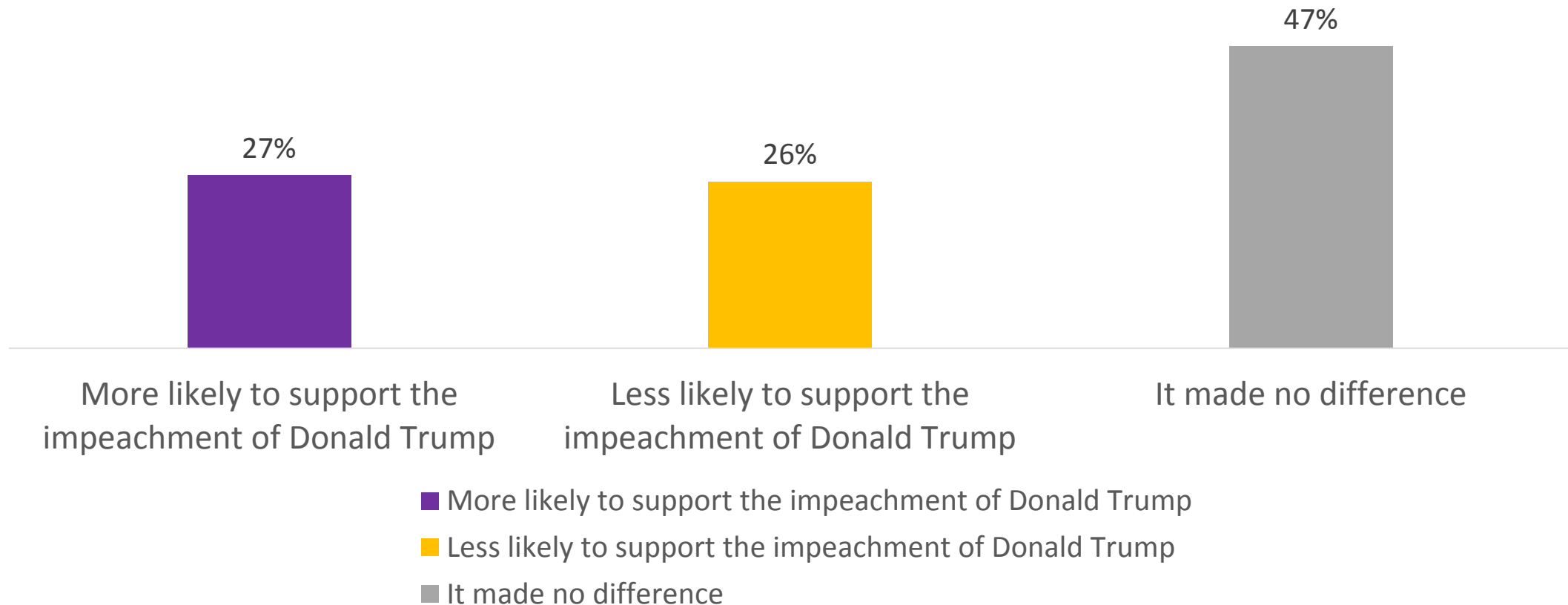
For each of the following, selection the candidate from the list below you think is best on the particular issue. "Most likely to beat President Trump in the general election"
Base: All Democrats

Source: Ipsos/Reuters Data, April, August, Ipsos Data July 2019

MUELLER'S CONGRESSIONAL TESTIMONY

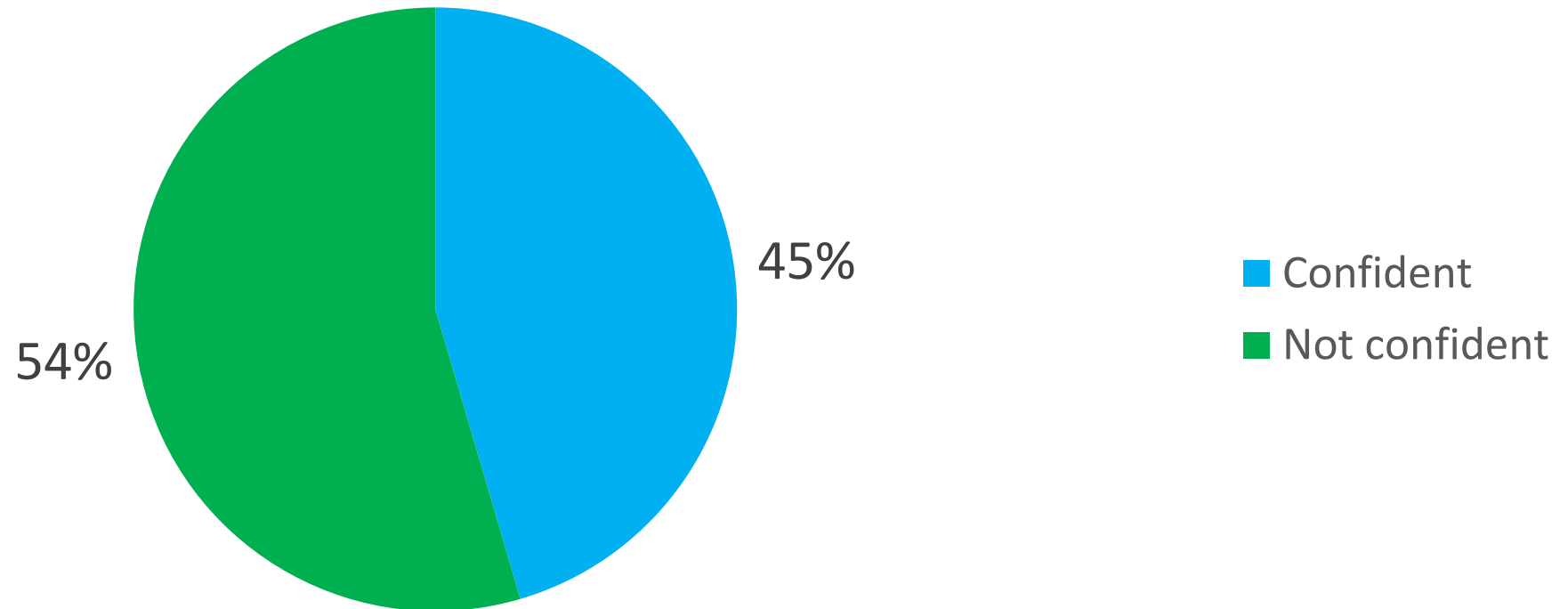
Americans are split on whether Mueller's testimony made them more or less likely to want to impeach Trump...

[Only asked of those who heard about the testimony] Did Robert Mueller's testimony to Congress make you:



...but most are not confident in our ability to effectively defend ourselves from foreign interference in the 2020 election.

How confident are you that the U.S. can effectively defend itself from possible foreign government interference in the 2020 presidential election?





Clifford Young

President, Ipsos US Public Affairs

✉ Clifford.Young@ipsos.com

📞 +1 312.375.3328

Cliff Young is President of Ipsos Public Affairs in the United States and also leads Ipsos' global election and polling risk practice. He is a polling expert with specialties in social and public opinion trends, crisis management, corporate and institution reputation and elections. Cliff is a contributor to POTUS Radio and has served as an expert commentator on Fox News and NPR, among others. Cliff is also an adjunct professor at Johns Hopkins SAIS and an instructor at both Columbia University SIPA and University of São Paulo where he teaches courses on public opinion and election forecasting.

(MORE BIO INFO: <http://spotlight.ipsosna.com/index.php/author/clifford-young/>)