

# INTO THE LIBERAL LEADERSHIP CONVENTION

## *A Two Part Ipsos Reid/CanWest Global Survey Report*



Ipsos Reid

**Release Date: - December 1<sup>st</sup>, 2006**

*Ipsos Reid is Canada's market intelligence leader and the country's leading provider of public opinion research. With operations in eight cities, Ipsos Reid employs more than 300 researcher professionals and support staff in Canada. The company has the biggest network of telephone call centres in Canada, as well as the largest pre-recruited household and on-line panels. Ipsos Reid's*

*Canadian marketing research and public affairs practices are staffed with seasoned research consultants with extensive industry-specific backgrounds, offering the premier suite of research vehicles in Canada – including the Ipsos Trend Report, the leading source of public opinion in the country – all of which provide clients with actionable and relevant information. Ipsos Reid is an Ipsos company, a leading global survey-based market research group. To learn more, visit*

*[www.ipsos.ca](http://www.ipsos.ca)*

*For copies of other news releases, please visit*

*<http://www.ipsos-na.com/news/>*

---

© Ipsos Reid

*Washington λ New York λ Chicago λ Minneapolis λ Seattle λ San Francisco  
Vancouver λ Edmonton λ Calgary λ Winnipeg λ Toronto λ Ottawa λ Montreal*



# **INTO THE LIBERAL LEADERSHIP CONVENTION**

## ***A Two Part Ipsos Reid/CanWest Global Survey Report***

**Toronto, ON** – Ipsos Reid, on behalf of CanWest/Global news, conducted a major 3 part study leading up to the pivotal Liberal Party leadership convention this weekend. The research included a four-week polling program which measured the electability of each of the potential Liberal leaders. In addition, the study includes a large-sample, rolling survey of current party support that spans the events of the last three weeks.



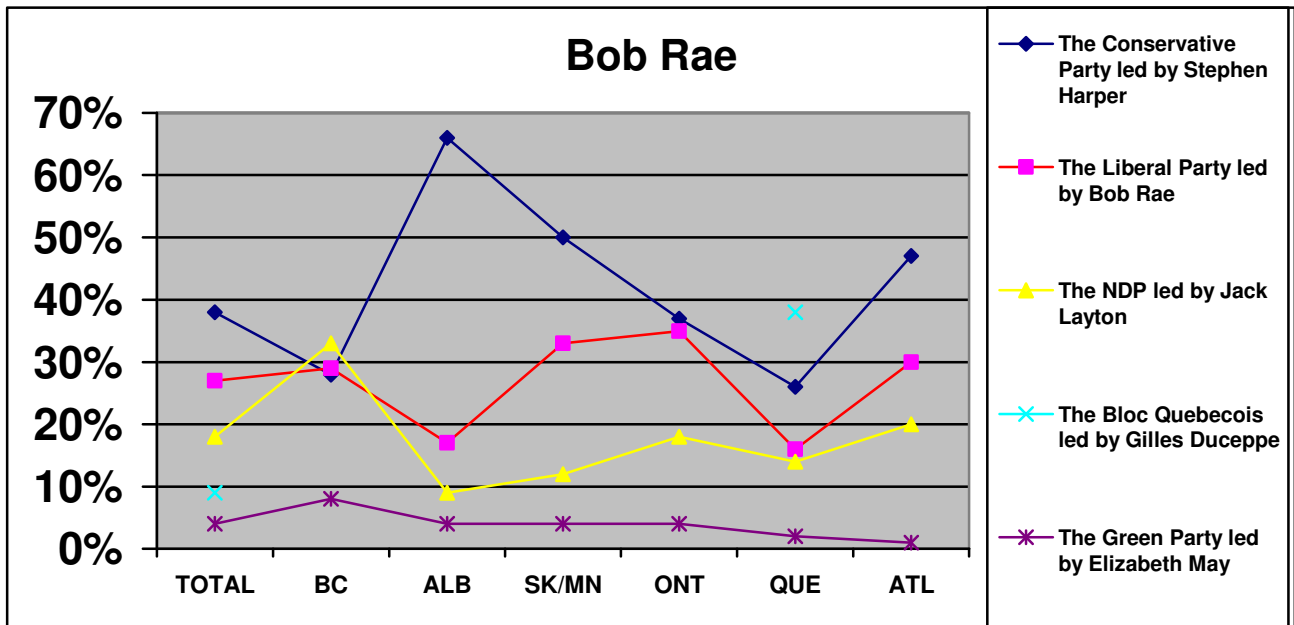
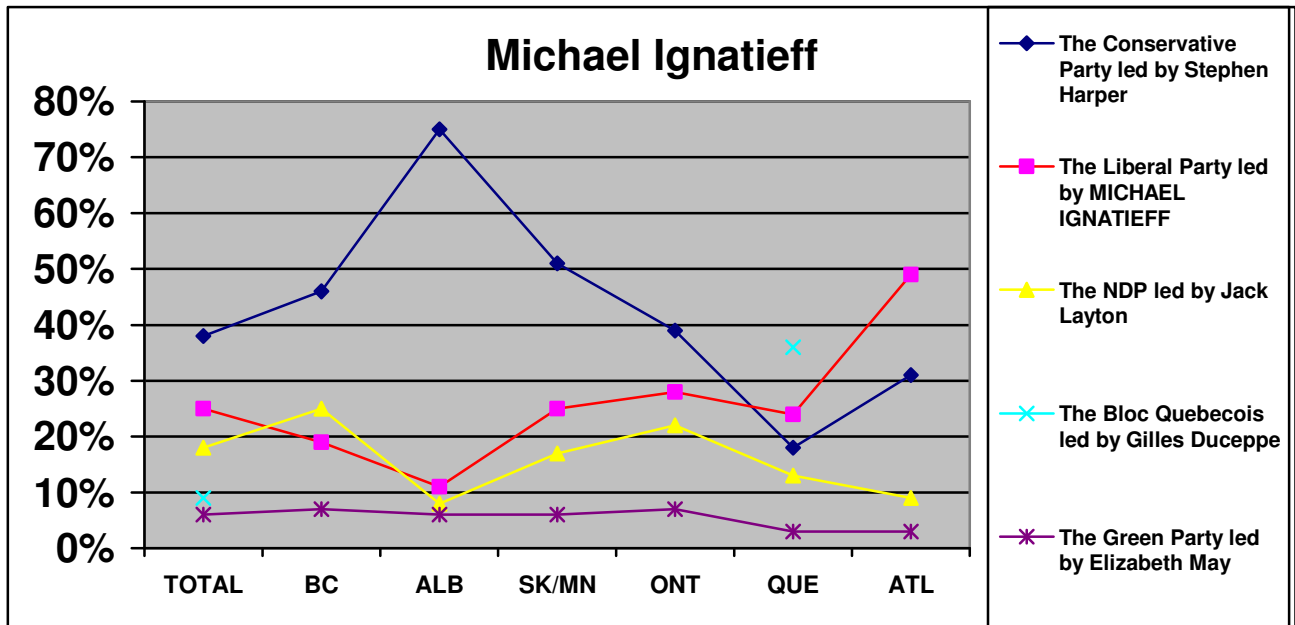
## PART 1: WHICH LIBERAL LEADERSHIP CANDIDATE CAN BEAT HARPER? NONE OF THE ABOVE

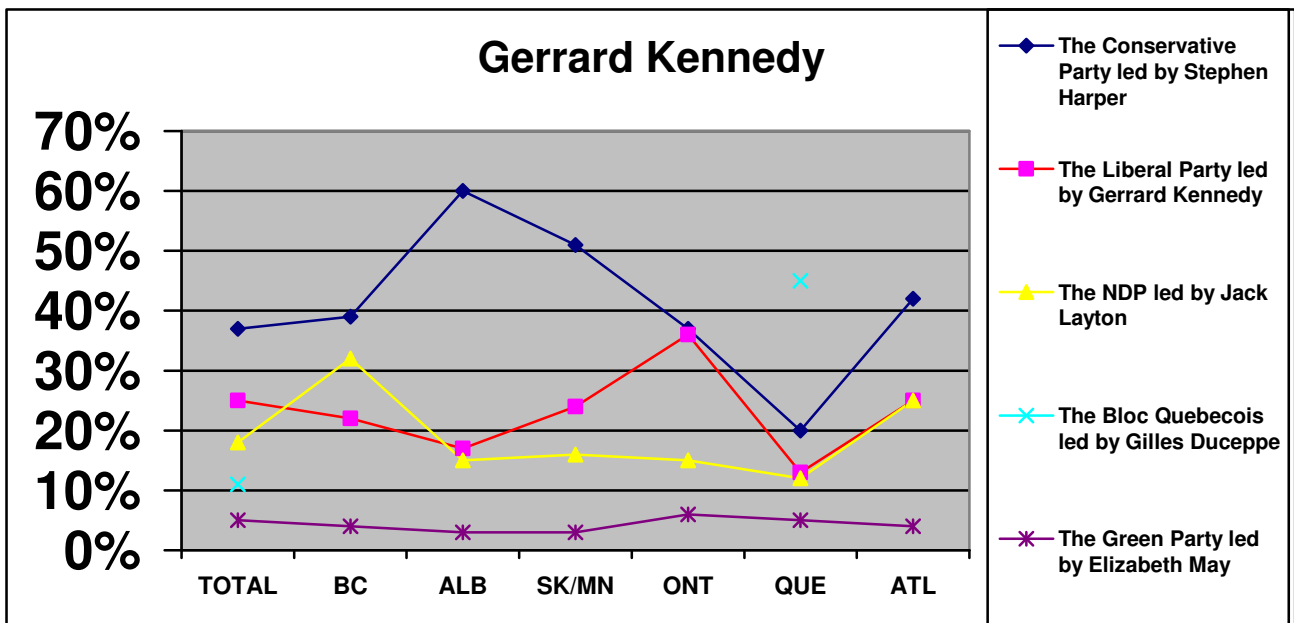
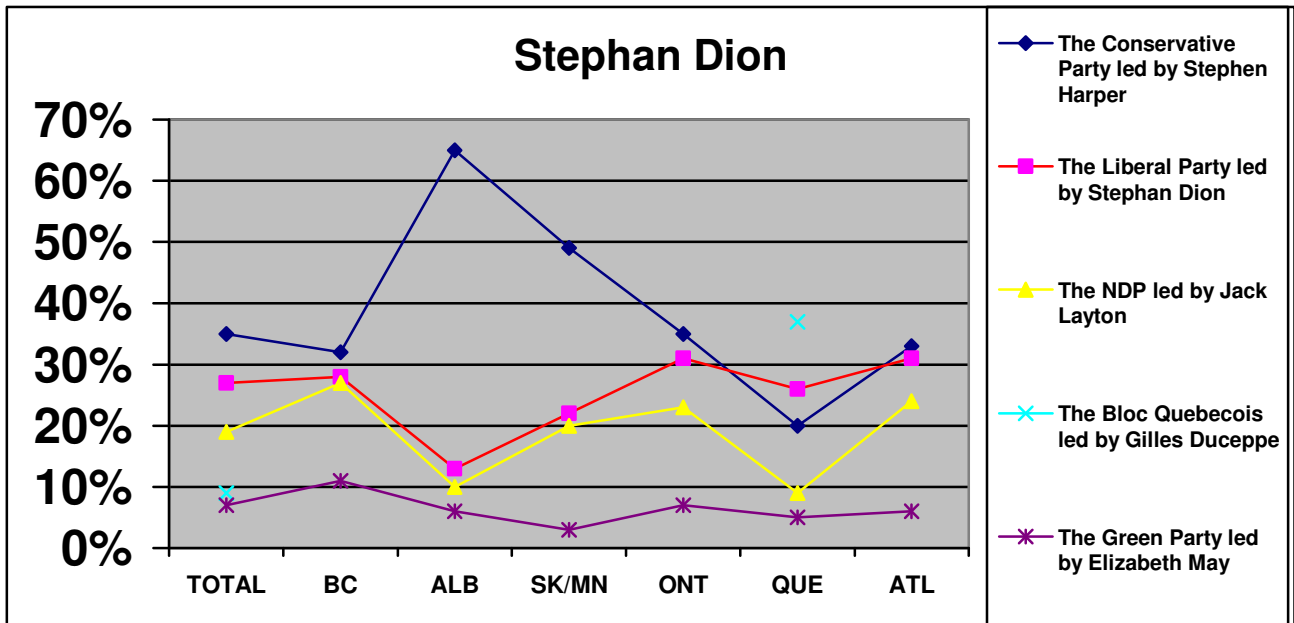
Each of the potential federal Liberal Party leadership candidates, as of today, does not yet pose a threat to the Stephen Harper led Conservative government. In fact, it would appear that after a divisive and hard-fought leadership race that Liberal voters are as divided as the Liberal convention delegates themselves. The results suggest that the issue for Liberals is not who can defeat the Conservative government, but rather: who can put the Liberal Party back together again?

***As you may know, in early December the Liberal Party of Canada will be holding a convention to choose a new leader. Now, I'd like you to imagine that in the next federal election you have candidates from the following parties and leaders to choose from. Which one would you vote for?***

Base: Decided Voters	MICHAEL IGNATIEFF	BOB RAE	STEPHAN DION	GERRARD KENNEDY
The Conservative Party led by Stephen Harper	38%	38%	35%	37%
The Liberal Party led by [CANDIDATE]	25%	27%	27%	25%
The NDP led by Jack Layton	18%	18%	19%	18%
The Bloc Quebecois led by Gilles Duceppe	9%	9%	9%	11%
The Green Party led by Elizabeth May	6%	4%	7%	5%
Don't know/Refused	4%	4%	4%	5%

## Regionally...

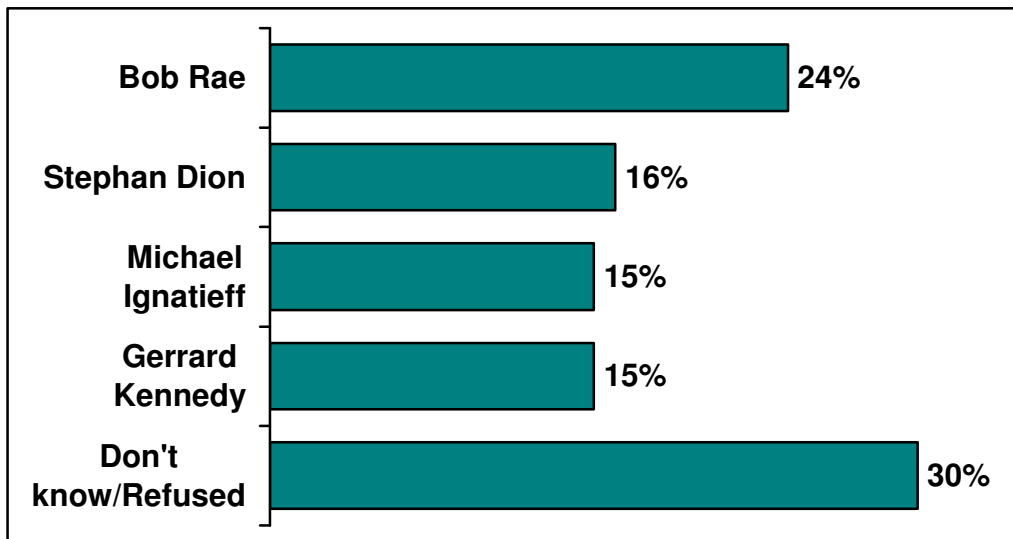




*These are the findings of an Ipsos Reid poll conducted for CanWest News Service/Global News and fielded from November 7th to November 29th, 2006. For this survey, a representative randomly selected sample of 4000 adult Canadians was interviewed by telephone. Each Liberal Party leadership candidate was tested among a sub-set of 1000 respondents to measure their current electability. With a sample of this size, each of the subsets results are considered accurate to within  $\pm 3.1$  percentage points, 19 times out of 20, of what they would have been had the entire adult Canadian population been polled. The margin of error will be larger within each of regional areas. These data were weighted to ensure the sample's regional and age/sex composition reflects that of the actual Canadian population according to Census data.*

## ***But, If You Could Be A Delegate, You'd Vote For... Rae...***

***And, imagining for a moment that you are a delegate at the Liberal Party Leadership convention this weekend, which candidate would you vote for?***



- Bob Rae is most popular in British Columbia and Saskatchewan/Manitoba (29%).
- Stephan Dion is most popular in Quebec (30%).
- Michael Ignatieff is most popular in Quebec (22%) and Atlantic Canada (18%).
- Gerrard Kennedy is most popular in Ontario (20%).



*These are the findings of an Ipsos Reid poll conducted for CanWest News Service/Global News and fielded from November 28<sup>th</sup> to November 29<sup>th</sup>, 2006. For this survey, a representative randomly selected sample of 1000 adult Canadians was interviewed by telephone. With a sample of this size, each of the subsets results are considered accurate to within  $\pm 3.1$  percentage points, 19 times out of 20, of what they would have been had the entire adult Canadian population been polled. The margin of error will be larger within each of regional areas. These data were weighted to ensure the sample's regional and age/sex composition reflects that of the actual Canadian population according to Census data.*

## **PART 2: QUIET ON THE FEDERAL FRONT**

***Despite Major Political Maneuvers On Parliament Hill, Party Support Remains Entrenched: Conservatives (37%, Unchanged); Liberals (31%, up 2 points); NDP (15%, down 4 points); Bloc Quebecois (44% within the Province of Quebec, up 6 points)***

After a week which witnessed a series of high-stakes political maneuvers on Parliament Hill and more specifically saw the passing of a Conservative Party motion which defines the Quebecois as "a nation within a united Canada", a new Ipsos Reid survey reveals that the battle-lines within the Canadian electorate are stable as Conservative supporters and Liberal supporters remain largely entrenched.

Overall, the national poll fixes:

- The Conservative Party at 37% (unchanged from a October 31 to November 2<sup>nd</sup>, 2006 survey);
- The Liberal Party at 31% (up 2 points from 29%);
- The NDP at 15% (down 4 points from 19%);
- The Bloc Quebecois at 44% within the Province of Quebec (up 6 points from 38%) vs. 23% for Liberals and 19% for the Conservatives ; and
- The Green Party at 5% (unchanged).

Eleven percent of Canadians are undecided, or would not vote.

## *The Federal Vote: Conservatives Command 8 Point Lead...*

### *Federal Vote Support*

Parties	Election '06	May 16-18, 06	July 24-26, 06	Aug 22-24, 06	Oct 31-Nov 2, 06	Nov 14-29, 06	Latest Movement	Movement Since Election
The Conservative Party	36%	43%	39%	38%	37%	37%	0%	1%
The Liberals	30%	25%	27%	29%	29%	31%	2%	1%
The New Democratic Party	17%	15%	17%	17%	19%	15%	-4%	-2%
The Bloc Quebecois	11%	9%	10%	10%	9%	11%	2%	0%
The Green Party	5%	5%	7%	5%	5%	5%	0%	0%

*Eleven percent are undecided, or would not vote.*

- In Quebec: Bloc Quebecois (44%), Liberals (23%), and Conservatives (19%).

### *Federal Government Approval*

Currently, 53% of Canadians approve of the performance of the federal government under Stephen Harper (13% strongly approve) versus 45% who disapprove (22% strongly disapprove). The Conservative government has taken a sharp hit in approval rating in the Province of Quebec (-19 points from late July, 2006) and is also down in the province of Ontario (-9 points).



	Approval Rating	National	BC	ALB	SK/MN	ONT	QUE	ATL
Date of Ipsos Reid Poll	Feb 7-9, '06	54%	45%	67%	57%	49%	61%	49%
	Mar 21-23, '06	62%	66%	69%	53%	55%	68%	69%
	July 25-27, '06	60%	54%	78%	66%	61%	57%	58%
	Nov 28-29, '06	53%	57%	75%	61%	52%	38%	57%
	Movement	-7%	3%	-3%	-5%	-9%	-19%	-1%

*Thinking about the Conservative government under the leadership of Stephen Harper, from what you have seen, read or heard, would you say that you strongly approve, somewhat approve, somewhat disapprove, or strongly disapprove of their performance?*

## Regional Vote Tables

Atlantic Canada	Oct 31- Nov 2, 06	Nov 14- 29, 06	Movement
The Conservative Party	28%	37%	9%
The Liberals	39%	40%	1%
The New Democratic Party	28%	19%	-9%
The Green Party	1%	3%	2%

Quebec	Oct 31- Nov 2, 06	Nov 14- 29, 06	Movement
The Conservative Party	21%	19%	-2%
The Liberals	22%	23%	1%
The New Democratic Party	14%	9%	-5%
The Bloc Quebecois	38%	44%	6%
The Green Party	3%	4%	1%

Ontario	Oct 31- Nov 2, 06	Nov 14- 29, 06	Movement
The Conservative Party	38%	38%	0%
The Liberals	36%	38%	2%
The New Democratic Party	18%	17%	-1%
The Green Party	5%	6%	1%

Sask/Man	Oct 31- Nov 2, 06	Nov 14- 29, 06	Movement
The Conservative Party	40%	53%	13%
The Liberals	31%	27%	-4%
The New Democratic Party	26%	13%	-13%
The Green Party	3%	5%	2%



---

Alberta	Oct 31- Nov 2, 06	Nov 14- 29, 06	Movement
The Conservative Party	71%	65%	-6%
The Liberals	14%	20%	6%
The New Democratic Party	12%	10%	-2%
The Green Party	2%	4%	2%

British Columbia	Oct 31- Nov 2, 06	Nov 14- 29, 06	Movement
The Conservative Party	39%	39%	0%
The Liberals	21%	30%	9%
The New Democratic Party	28%	22%	-6%
The Green Party	9%	7%	-2%

*These are the findings of an Ipsos Reid poll conducted for CanWest News Service/Global News and fielded from November 14-29<sup>th</sup>, 2006. For this survey, a representative randomly selected sample of 3000 adult Canadians was interviewed by telephone. The most recent data conducted between November 28-29<sup>th</sup> is represented at a power of (n=1000), the data collected from November 21-23<sup>rd</sup> is represented at a power of 0.5 (n=500), and the data collected from November 14-16<sup>th</sup> at a power of 0.25 (n=250). With a sample of this size, the aggregate results are considered accurate to within  $\pm 3.1$  percentage points, 19 times out of 20, of what they would have been had the entire adult Canadian population been polled. The margin of error will be larger within each sub-grouping of the survey population. These data were weighted to ensure the sample's regional and age/sex composition reflects that of the actual Canadian population according to Census data.*

**-30-**

***For more information on this news release, please contact:***

***Dr. Darrell Bricker***

***President & COO***

***Ipsos Reid Public Affairs***

***Work: 416-324-2900***

***Cell: 416-509-8460***

***For full tabular results, please visit our website at [www.ipsos.ca](http://www.ipsos.ca). News Releases are available at: <http://www.ipsos-na.com/news/>***