

Ontario Vote Essentially Stagnant After First Week

Key Issues Driving Ontarians to Ballot Box Include Education / Faith-Based School Funding (43%), Health Care (41%), Taxes (19%) and the Environment (18%)

Public Release Date: September 15, 2007 6:00 AM EST



Ipsos Reid

Ipsos Reid is Canada's market intelligence leader and the country's leading provider of public opinion research. With operations in eight cities, Ipsos Reid employs more than 600 research professionals and support staff in Canada. The company has the biggest network of telephone call centres in Canada, as well as the largest pre-recruited household and on-line panels. Ipsos Reid's Canadian marketing research and public affairs practices are staffed with seasoned research consultants with extensive industry-specific backgrounds, offering the premier suite of research vehicles in Canada—including the Ipsos Trend Report, the leading source of public opinion in the country—all of which provide clients with actionable and relevant information. Ipsos Reid is an Ipsos company, a leading global survey-based market research group. To learn more, visit www.ipsos.ca

For copies of other news releases, please visit
<http://www.ipsos-na.com/news/>

© Ipsos Reid

Washington • New York • Chicago • Minneapolis • Seattle • San Francisco
Vancouver • Calgary • Winnipeg • Toronto • Ottawa • Montreal



Ontario Vote Essentially Stagnant After First Week

Key Issues Driving Ontarians To Ballot Box: Education / Faith-Based School Funding (43%), Health Care (41%), Taxes (19%) And The Environment (18%)

Toronto, ON – As the party leaders begin to criss-cross the province on their buses (or bikes) during the first week of the campaign trail, a new Ipsos Reid poll conducted exclusively for CanWest News Service and Global Television finds that support for all of the parties has essentially remained the same since polling conducted in the week before the campaign got underway.

The latest poll, completed on Thursday night, has the Dalton McGuinty Liberals holding a lead of 40% support over John Tory's Progressive Conservatives at 37%, with Howard Hampton's NDP at 16% support, and the Frank de Jong's Green Party at 6% among decided voters. Six percent of voters remain undecided. Since Ipsos Reid's last poll, the Tories have gained 1 point, while the Liberals and NDP have each declined by one point. Support for the Green Party is unchanged.

With 107 seats in the Legislature, the seat model done exclusively by DemocraticSPACE for Ipsos Reid is currently *projecting a slim Liberal majority (54 needed) of 56 seats government* if the polling numbers were an actual vote percentage on Election Day, October 10, 2007.

Using an aggregate of five recently publicly released polls, including today's result, the model shows the McGuinty Liberals with a potential *majority* government with 56 seats (42 solid and 14 leaning), Tory's Progressive Conservatives with 39 seats (28 solid and 11

leaning) and Hampton's NDP with 12 seats (9 solid and 3 leaning). However, with just shy of a month ahead in the campaign, these numbers will likely change.

Asked to identify the primary issue that is motivating or could motivate them to go out and vote for or against a particular party or leader on election day—essentially what's driving voters so far in this campaign to the ballot box—four in ten (43%) identify education/faith-based school funding of the top three issues (for nearly one quarter (23%) of Ontarians it's the number one motivator), followed by healthcare (41%) as one of the top three campaign issues for them, with Taxes (19%) and the environment (18%) in a dead heat for the third issue (all issues identified were unaided, open-ended responses, allowing up to three with the primary identified separately)

Other primary issues identified included the economy/jobs/unemployment (11%), crime and justice (7%), honesty/integrity/trust (6%) social programs (4%), and transportation/public transit (3%).

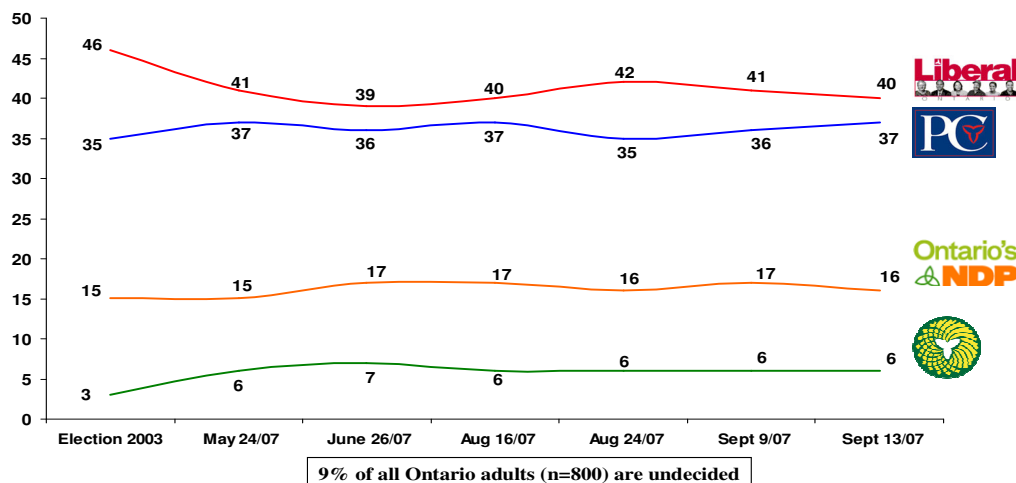
A majority (51%) of Ontarians believe that it is 'time for another provincial political party to take over', however four in ten (40%) believe that 'McGuinty has done a good job and deserves to be re-elected'—instructive given that a mirrored 40% of the vote would likely yield, as noted above, a slim re-elected Liberal majority government.

These are the findings of an Ipsos Reid poll conducted exclusively for CanWest News Service and Global Television from Sep 4 to September 13, 2007. For the survey, a representative randomly selected sample of 800 adults living in Ontario was interviewed by telephone. With a sample of this size, the results are considered accurate to within ± 3.5 percentage points, 19 times out of 20, of what they would have been had the entire adult population living in Ontario been polled. The margin of error will be larger within regions and for other sub-groupings of the survey population. These data

were weighted to ensure that the sample's regional and age/sex composition reflects that of the actual Ontarian population according to Census data.

Party Support in Ontario (Tracking)

Q: I would like you to focus on the Ontario provincial government, not the federal government. As you may know, Ontario Premier Dalton McGuinty and his Provincial Liberal Party formed a majority government in the last provincial election. Thinking of how you feel right now, if a PROVINCIAL election were held tomorrow, which of the following parties' candidates would you, yourself, be most likely to support?



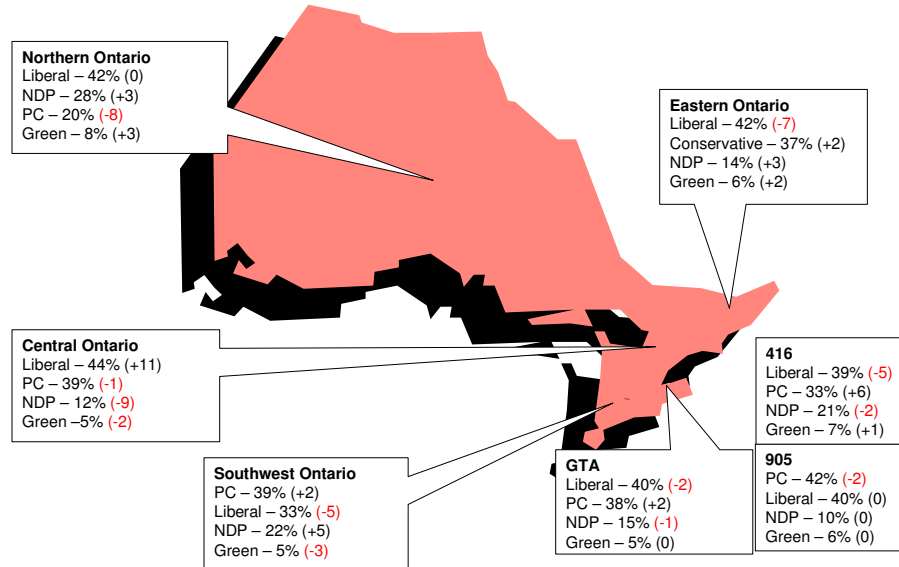
CanWest News Service/ Global News IpsosReid Survey, September 6-13, 2007. Decided voters including leaners (n=722).

In Vote-rich GTA...

In the Greater Toronto Area, the Liberals (40%) continue to have a slight lead over the Progressive Conservatives (38%), while the NDP (15%) and Green Party (7%) trail significantly. Voters in the GTA *as a whole* are generally unmoved in the past week with the Progressive Conservatives gaining only two points while the Liberals have declined by two points. The NDP dipped one point while the Green Party gained two points.

Regional Party Support in Ontario

June 14, 2007 (Percentage point movement since May 31, 2007, in parenthesis.)



CanWest News Service/ Global News IpsosReid Survey, September 6-13, 2007. All Ontarians (n=536).

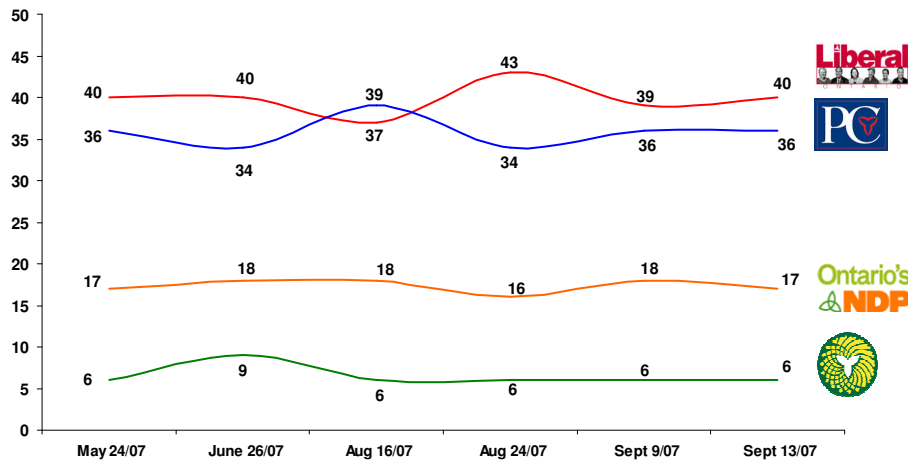
- **Examining the 416 area code** (Toronto proper) yields a slightly different picture. The Progressive Conservatives at 33% support (up 6 points since last week) have made up some ground on the Liberals at 39% support (down 5 points since last week). This shift represents the greatest change in the province. The NDP have dipped two points to 21% support in the past week while the Green Party has gained one point to 7% support.
- **In the 905** the race between the two front runners is tighter: the Tories have declined by two points to 42% support while the Liberals (40%). NDP (10%) and Green Party (6%) have all held steady.

Outside of the GTA...

- **Outside of the GTA** the Liberal lead (40%) over the Conservatives (36%) has increased by just one point since last week. The NDP have the support of 17% of Ontarians outside of the GTA (a decline of one point) while the Green Party has 6% of Ontarians (a decline of one point).

Party Support Outside the GTA (Tracking)

Q: I would like you to focus on the Ontario provincial government, not the federal government. As you may know, Ontario Premier Dalton McGuinty and his Provincial Liberal Party formed a majority government in the last provincial election. Thinking of how you feel right now, if a PROVINCIAL election were held tomorrow, which of the following parties' candidates would you, yourself, be most likely to support?



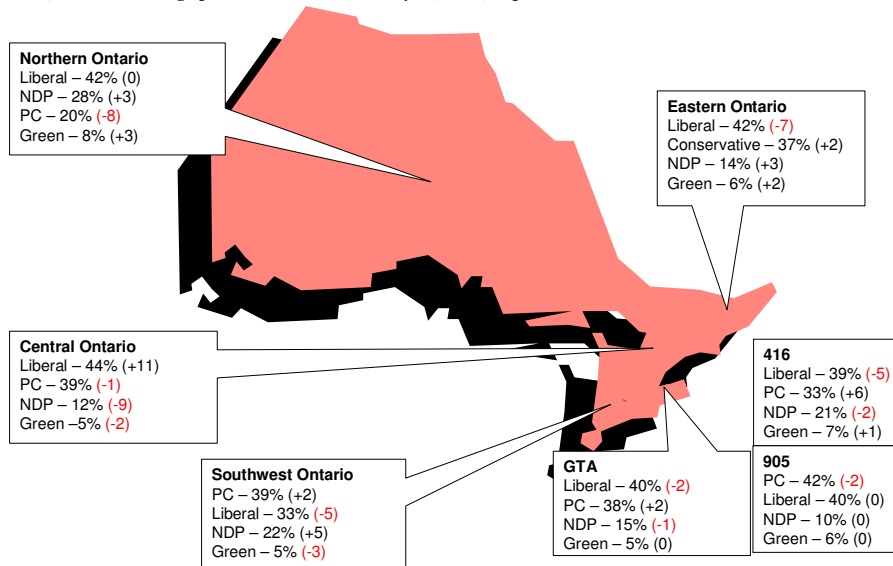
CanWest News Service/ Global News IpsosReid Survey, September 6-13, 2007. Decided voters including leaners (n=722).

- **In Central Ontario** the Liberals have regained the lead over the Conservatives. Dropping one point, the Tories are now at 39% support while the Liberals have surged 11 points to 44% support. This surge has been at the expense of the NDP which has dropped 9 points to 12% support, and the Green Party which has dropped two points to 5% support.

- **In Eastern Ontario** the Liberals have cooled off slightly dropping seven points to 42% support but still hold a lead over the Tories who have gained two points to sit at 37% support. The NDP has gained three points and is now at 14% support, while the Green Party is fairing slightly better (2 point gain) at 6% support.
- **In South-western Ontario** the Tories at 39% support (a gain of two points) have pulled ahead of the Liberals at 33% (decline of 5 points). The NDP have surged five points to 22% support, which appears to be at the expense of the Green Party which is now at 5% support in south-western Ontario (decline of 3 points).
- **In Northern Ontario** the Tories have dipped to just 20% (down 8 points) placing them behind both the Liberals at 42% (holding steady) and the NDP at 28% (gain of 3 points). Support for the Green Party has also increased by three points to 8%.

Regional Party Support in Ontario

June 14, 2007 (Percentage point movement since May 31, 2007, in parenthesis.)



CanWest News Service/ Global News IpsosReid Survey, September 6-13, 2007. All Ontarians (n=536).



Ipsos Reid

For more information on this news release, please contact:

*John Wright
Senior Vice President
Ipsos Reid
Public Affairs
(416) 324-2002*

For full tabular results, please visit our website at www.ipsos.ca. News Releases are available at: <http://www.ipsos-na.com/news/>

© Ipsos Reid

- 7 -

*Washington • New York • Chicago • Minneapolis • Seattle • San Francisco
Vancouver • Calgary • Winnipeg • Toronto • Ottawa • Montreal*