


Hudak Tories (34%) Take Slight Lead over Wynne Liberals (31%), Horwath NDP (31%)

Most (69%) Ontarians Want a Change in Government

Horwath (32%) and Wynne Best Hudak (28%) as Best Premier

Public Release Date: Sunday, February 16, 2014, 7:00 PM EST



Ipsos Reid

Ipsos Reid is Canada's market intelligence leader and the country's leading provider of public opinion research. With operations in eight cities, Ipsos Reid employs more than 600 research professionals and support staff in Canada. The company has the biggest network of telephone call centres in Canada, as well as the largest pre-recruited household and on-line panels. Ipsos Reid's Canadian marketing research and public affairs practices are staffed with seasoned research consultants with extensive industry-specific backgrounds, offering the premier suite of research vehicles in Canada—all of which provide clients with actionable and relevant information. Ipsos Reid is an Ipsos company, a leading global survey-based market research group. To learn more, visit www.ipsos.ca

***For copies of other news releases, please visit
<http://www.ipsos-na.com/news-polls/>***

© Ipsos Reid

***Washington • New York • Los Angeles • Austin • Chicago • St. Louis • Cincinnati
Minneapolis • Seattle • San Francisco • Vancouver • Calgary • Winnipeg • Toronto
Guelph • Ottawa • Montreal • St. John***



Hudak Tories (34%) Take Slight Lead over Wynne Liberals (31%), Horwath NDP (31%)

Most (69%) Ontarians Want a Change in Government

Horwath (32%) and Wynne Best Hudak (28%) as Best Premier

Toronto, ON – On the heels of two provincial by-elections on February 13, 2014 which resulted in the Hudak Tories holding a seat in the riding of Thornhill and the Horwath NDP picking off a former Liberal seat in Niagara Falls, a new Ipsos Reid poll of Ontarians, conducted in the week before the by-election, has revealed that Tim Hudak and the Progressive Conservatives have taken a slight lead over Premier Wynne and the governing Liberals, who are now tied with the NDP led by Andrea Horwath.

If a general election were held tomorrow, the Tories would receive 34% of the vote among decided voters, up 3 points since Ipsos Reid's last provincial poll in late 2013. By comparison, the Liberals have dropped 3 points and now sit at 31% of the total vote – exactly tied with the NDP who are also at 31% of the vote (unchanged).

Other parties, including the Green Party led by Mike Schreiner, would receive 4% of the vote (down 1 point). Nearly two in ten (16%) Ontarians remain undecided, meaning that the election – whenever it happens – is completely up for grabs by any of the major parties.

Each party receives disproportionate support from a different region of the province:

- In the **416**, Toronto proper, the Liberals (43%) hold a solid advantage over the PCs (29%) and NDP (26%).
- In the **905**, GTA region, the PC (48%) lead over the Liberals (28%) and NDP (20%) is comfortable.

- In **Southwest** Ontario, the NDP (43%) leads by a sizeable margin over the Liberals (29%) and the PCs (22%).
- In **Central** Ontario, the Tories (50%) are well ahead of the NDP (25%) and the Grits (22%).
- In **Eastern** Ontario, the PCs (41%) are leading the Liberals (30%) and NDP (22%).
- In **Northern** Ontario, the NDP (53%) have a healthy lead over the Liberals (28%) and Tories (19%).

Potential actual turnout at the polls could boost Tories...

While the three parties are locked in a tight battle province-wide, the data suggest that Liberal voters are least committed to go out and actually vote. Among the 53% of Ontarians who say that ‘nothing short of an unforeseen emergency could stop me from getting to the voting booth and casting my vote’, the Progressive Conservatives receive a boost to 37%, and the NDP also strengthens to 33%. The Liberals, however, soften to just 27% of the vote.

Ontarians desire change...

Most (69%) Ontarians believe that ‘it is time for another provincial party to take over and run the province’, which is 6 points higher than it was in November of last year. In contrast, just one in three (31%) think that ‘the Liberal government under Kathleen Wynne has done a good job and deserves re-election (down 6 points). This number typically closely mirrors the vote support the incumbent receives in a re-election attempt, which suggests that the Liberals will have a tough battle to stay in power.

That Ontarians desire change is perhaps not surprising, considering that six in ten (60%) believe that Ontario is headed in the ‘wrong direction (up 6 points since April 2013), while four in ten (40%) believe it’s on the right track (down 6 points).

Hudak polls behind his party...

Despite the Tories receiving 34% of the decided vote, only 28% of Ontarians say that he is the party leader that would make the best Premier of Ontario (unchanged). By comparison, one in three (32%) believe Andrea Horwath would make the best Premier (up 3 points), and 31% say that Kathleen Wynne would make the best Premier (down 2 points). One in ten (9%) believe Mike Schreiner would make the best Premier, down 1 point.

Economy and Jobs #1 issue for Ontarians...

Presented with a dozen issues and asked to pick the one that they believe should receive the greatest attention from Ontario's leaders, one quarter (24%) of Ontarians believe the economy and jobs is the number-one issue facing the province. It polls well ahead of any other issue, including healthcare/medicare (11%) and government accountability (11%). The full list is below.

Issue	%
Economy and jobs	24%
Healthcare/Medicare	11%
Government accountability	11%
Taxes	9%
Social services – pensions, daycare, etc	8%
Debt/Deficit Reduction	7%
Energy/Electricity	6%
Education/Schools/Universities	5%
Poverty	5%
Environment	3%
Public Transit	3%
Other	2%

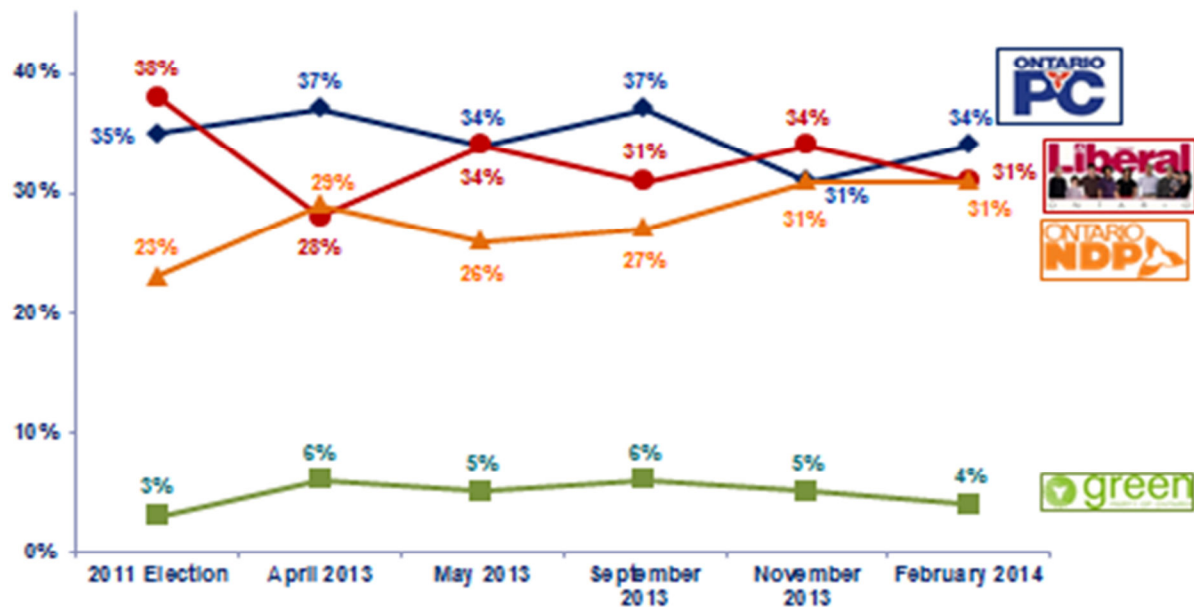
© Ipsos Reid

None	1%
Don't Know	5%

- Debt/deficit reduction is particularly important for Conservative (16%) voters compared to current Liberal (4%) or NDP (4%) voters.
- Government accountability is also more important for Tory (17%) and NDP (14%) voters than Liberal voters (9%).



2014 Ontario Vote Support February percentage of decided voters



CTV Ipsos Reid Survey, February 4th to 7th, 2014. Decided voters including leaners (n=654).

© Ipsos Reid

- 4 -

Washington • New York • Los Angeles • Austin • Chicago • St. Louis • Cincinnati
 Minneapolis • Seattle • San Francisco • Vancouver • Calgary • Winnipeg • Toronto
 • Guelph • Ottawa • Montreal • St. John



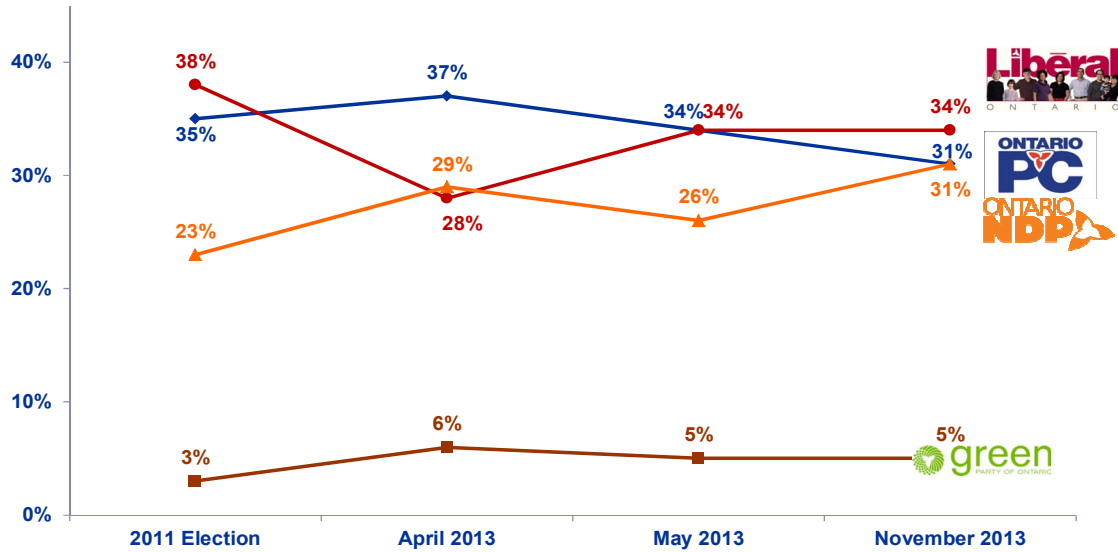
These are some of the findings of an Ipsos Reid poll conducted between February 4 and 7, 2014, on behalf of CTV, CP24 and Newstalk 1010. For this survey, a sample of 828 Ontarians, from Ipsos' Canadian online panel was interviewed online. Weighting was then employed to balance demographics to ensure that the sample's composition reflects that of the adult population according to Census data and to provide results intended to approximate the sample universe. The precision of Ipsos online polls is measured using a credibility interval. In this case, the poll is accurate to within +/-4 percentage points had all adults in Ontario been surveyed.

For more information on this news release, please contact:

**John Wright
Senior Vice President
Ipsos Reid
Public Affairs
(416) 324-2002**

**For full tabular results, please visit our website at www.ipsos.ca. News Releases are available at:
<http://www.ipsos-na.com/news/>**

2013 Ontario Vote Support November 6th percentage of decided voters



CTV Ipsos Reid Survey, November 1st to 6th, 2013. Decided voters including leaners (n=625).

@2013 Ontario Politics and Vote Support

Ipsos Reid