



Global News: **Safety Poll 2015**

IPSOS PUBLIC AFFAIRS

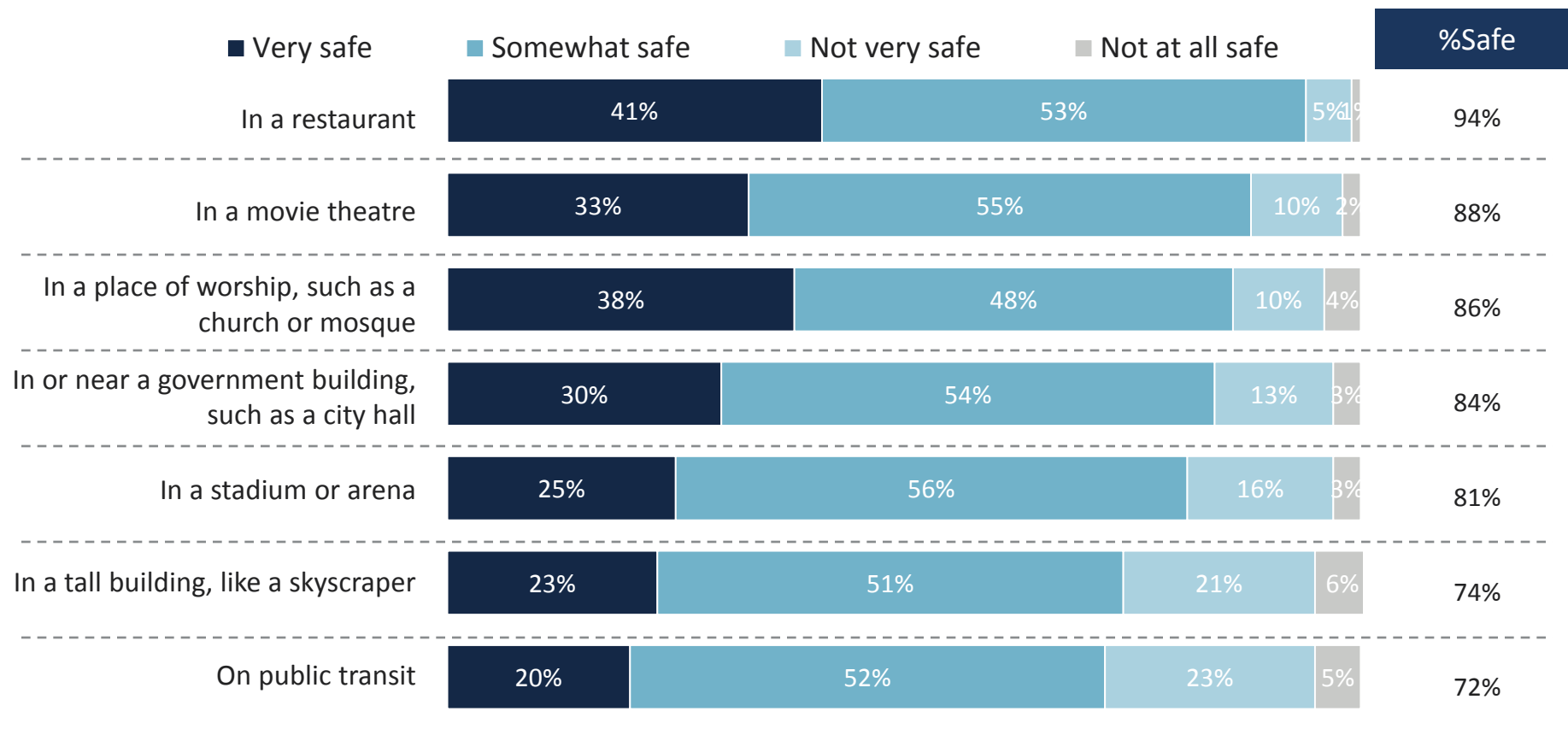


© 2015 Ipsos. All rights reserved. Contains Ipsos' Confidential and Proprietary information and may not be disclosed or reproduced without the prior written consent of Ipsos.

- These are the findings of an Ipsos poll conducted on behalf of Global News.
- For the survey, a sample of 2,002 Canadians from the Ipsos I-Say panel was interviewed from December 16 to 18, 2015.
- Quotas and weighting were employed to ensure that the sample's composition reflects the overall population according to census information.
- The precision of online polls is measured using a credibility interval. In this case, the results are accurate to within +/- 2.5 percentage points, 19 times out of 20, of what the results would have been had all Canadians been polled.

CANADIANS FEEL RELATIVELY SAFE IN ALL PUBLIC PLACES

Over eight in ten Canadians feel safe in restaurants (94%), movie theatres (88%), places of worship (86%), government buildings (84%), and in stadiums or arenas (81%). Relatively fewer, but still more than seven in ten, feel safe in tall buildings (74%) and on public transit (72%).



New24. How safe do you feel in the following public places:
Base: All respondents (n=2002)

RESIDENTS FROM BC ARE MOST LIKELY TO FEEL SAFE IN ARENAS OR STADIUMS

Generally, residents from Quebec are less likely to feel safe in all public places.

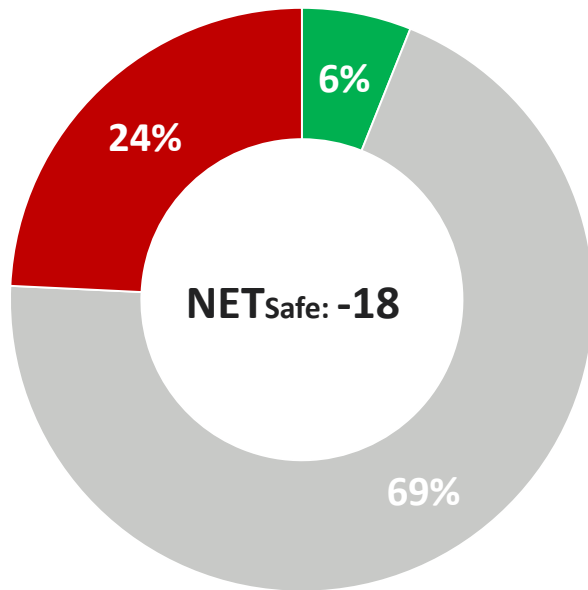
%Very/ Somewhat safe	Total	Region					
		BC	AB	SK/MB	ON	QC	Atlantic
		A	B	C	D	E	F
Base: All respondents	n=2002	n=232	n=198	n=113	n=770	n=525	n=164
In a restaurant	94%	97% _{EF}	96% _E	96%	94%	91%	92%
In a movie theatre	88%	93% _{EF}	90%	89%	88%	85%	84%
In a place of worship, such as a church or mosque	86%	91% _E	92% _E	87%	87% _E	79%	89% _E
In or near a government building, such as a city hall	84%	89% _{EF}	83%	82%	87% _{EF}	77%	80%
In a stadium or arena	81%	91% _{BCDEF}	82% _E	81%	82% _E	74%	78%
In a tall building, like a skyscraper	74%	82% _{EF}	80% _E	74% _E	77% _E	62%	71%
On public transit	72%	78% _E	69%	70%	74% _E	66%	74%

New24. How safe do you feel in the following public places:

Base: All respondents (n=2002)

CANADIANS FEEL LESS SAFE IN PUBLIC PLACES IN CANADA COMPARED TO ONE YEAR AGO

While seven in ten (70%) Canadians feel about as safe in public places as they did a year ago, more Canadians feel less safe (24%) compared to those that feel more safe (6%). Residents in Quebec are most likely to feel less safe in public spaces compared to all other regions.



■ More safe ■ About as safe ■ Less safe

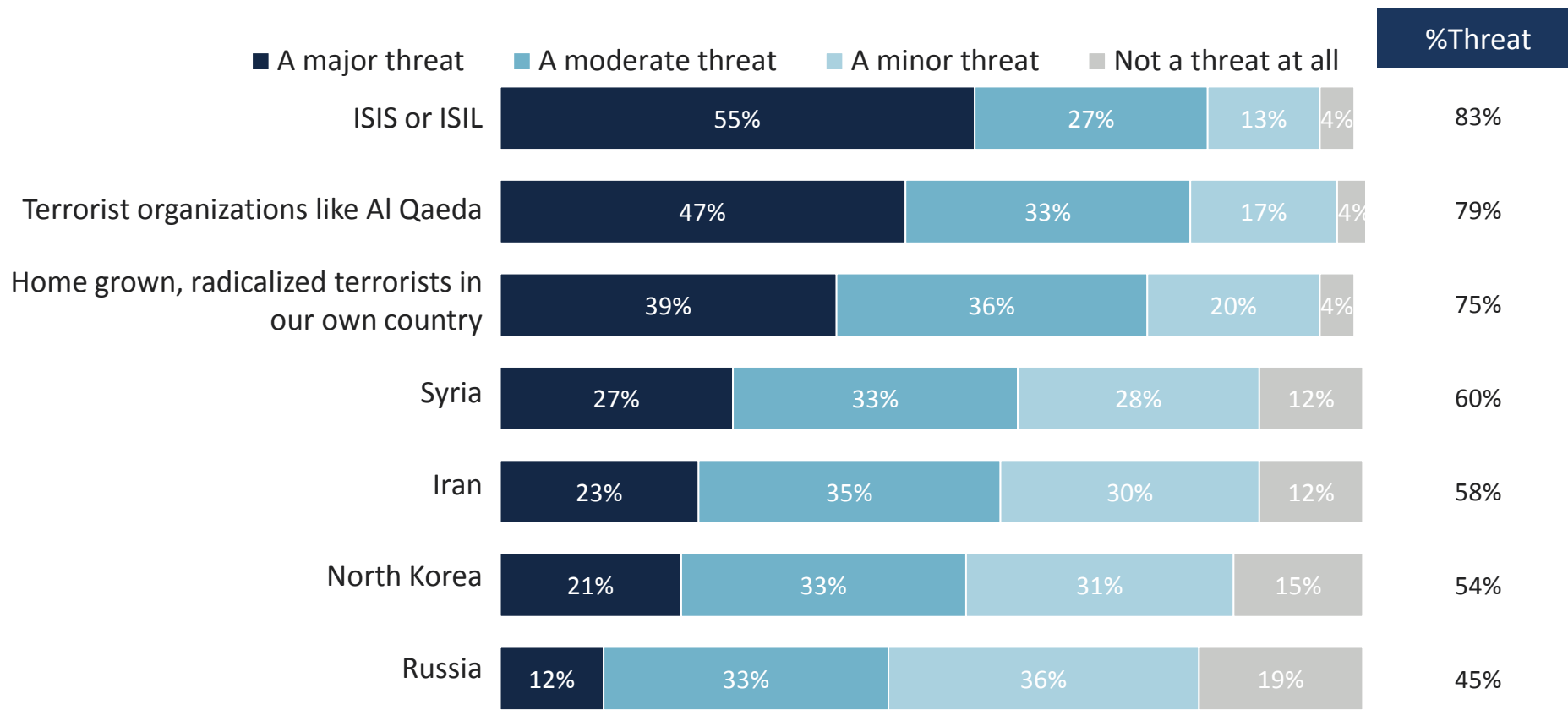
	Region					
	BC	AB	SK/MB	ON	QC	Atlantic
	A	B	C	D	E	F
Base: All respondents	n=232	n=198	n=113	n=770	n=525	n=164
More safe	6%	6%	5%	6%	9% _D	5%
About as safe	80% _{BE}	67% _E	69% _E	76% _{BE}	53%	71% _E
Less safe	15%	27% _{AD}	25% _A	19%	38% _{ABCD}	23% _A

New 23. Thinking about your personal safety in public places in Canada, do you feel more safe, less safe or about as safe as you did one year ago?

Base: All respondents (n=2002)

OVER EIGHT IN TEN THINK ISIS OR ISIL A THREAT TO CANADA

Over eight in ten (83%) Canadians think that ISIS or ISIL are a major or moderate threat to the safety and security of Canada. Around eight in ten also think other terrorist organizations (79%) and home grown terrorists (75%) are a threat to Canada. Relatively fewer Canadians think that Syria, Iran, North Korea, and Russia are major or moderate threats to Canada.



New25. Thinking of various threats to world peace and security, to what extent do you see the following as a threat to the safety and security of Canada?

Base: All respondents (n=2002)

SAFETY/SECURITY OF CANADA BY REGION

Quebec residents are generally more likely to think that each organization/group listed are major or moderate threats to the safety and security of Canada.

%Threat	Total	Region					
		BC	AB	SK/MB	ON	QC	Atlantic
		A	B	C	D	E	F
Base: All respondents	n=2002	n=232	n=198	n=113	n=770	n=525	n=164
ISIS or ISIL	83%	87% _E	87% _E	84%	83% _E	76%	83%
Terrorist organizations like Al Qaeda	79%	78%	80%	82%	76%	85% _{ADF}	74%
Home grown, radicalized terrorists in our own country	75%	75%	75%	68%	73%	83% _{ACDF}	71%
Syria	60%	56%	63% _D	62%	53%	71% _{ADF}	59%
Iran	58%	54%	56%	60%	53%	69% _{ABDF}	51%
North Korea	54%	55%	49%	56%	50%	62% _{BD}	53%
Russia	45%	41%	40%	54% _{AB}	45%	48%	42%

New25. Thinking of various threats to world peace and security, to what extent do you see the following as a threat to the safety and security of Canada?

Base: All respondents (n=2002)

Questions?

Darrell Bricker

CEO Global Public Affairs

✉ Darrell.Bricker@Ipsos.com

📞 416-324-2001