



Global News: **Politics Poll 2015**

IPSOS PUBLIC AFFAIRS

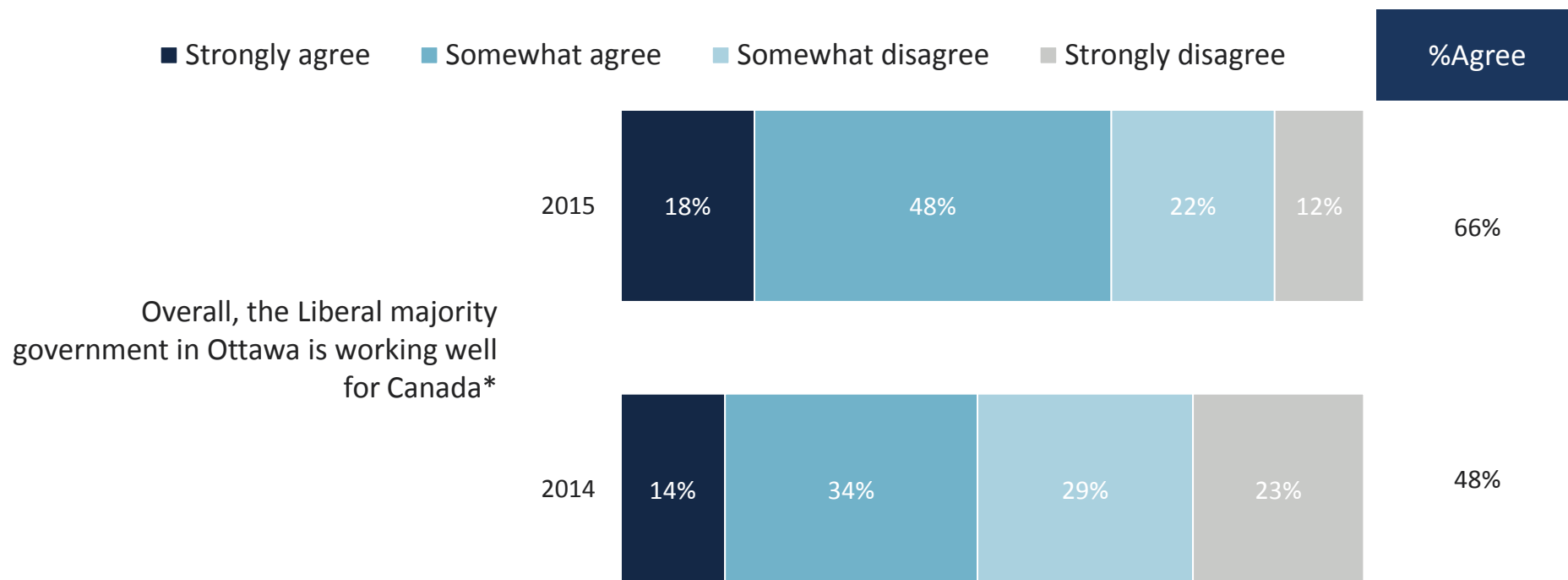


© 2015 Ipsos. All rights reserved. Contains Ipsos' Confidential and Proprietary information and may not be disclosed or reproduced without the prior written consent of Ipsos.

- These are the findings of an Ipsos poll conducted on behalf of Global News.
- For the survey, a sample of 2,002 Canadians from the Ipsos I-Say panel was interviewed from December 16 to 18, 2015.
- Quotas and weighting were employed to ensure that the sample's composition reflects the overall population according to census information.
- The precision of online polls is measured using a credibility interval. In this case, the results are accurate to within +/- 2.5 percentage points, 19 times out of 20, of what the results would have been had all Canadians been polled.

TWO THIRDS OF CANADIANS AGREE THE NEW LIBERAL GOVERNMENT IS WORKING WELL

Compared to the Conservative government in 2014 (48%), more Canadians (66%) agree the Liberal majority government is working well for Canada.



*NOTE: In 2014, question was asked about Conservative government.

NX1. To what extent do you agree or disagree with the following statements?

Base: All respondents 2015 (n=2002); Nov 2015 (n=1002); 2014 (1005)

BRITISH COLUMBIA AND ATLANTIC CANADA MORE LIKELY TO AGREE LIBERAL MAJORITY GOVERNMENT WORKING WELL

While residents of BC and the Atlantic are more likely to think the majority government is working well, residents of Alberta and Saskatchewan/Manitoba are the least likely to agree it is working well.

%Strongly/ Somewhat Agree	Total	Region					
		BC	AB	SK/MB	ON	QC	Atlantic
		A	B	C	D	E	F
Base: All respondents	n=2002	n=232	n=198	n=113	n=770	n=525	n=164
Overall, the Liberal majority government in Ottawa is working well for Canada	66%	77% _{BCDE}	52%	61%	65% _B	68% _B	73% _B

NX1. To what extent do you agree or disagree with the following statements?
Base: All respondents 2015 (n=2002)

SLIGHT MAJORITY AGREE WITH THE FEDERAL GOVERNMENT'S POSITION ON REFUGEES

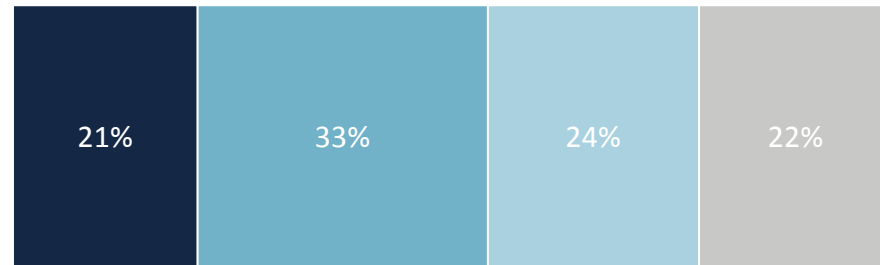
Over half (54%) of Canadians support the position to accept up to 25,000 Syrian refugees by February 2016; this has increased compared to results in November 2015 where four in ten (40%) agreed to immediately accept up to 25,000 refugees.

■ Strongly agree
■ Somewhat agree
■ Somewhat disagree
■ Strongly disagree

%Agree

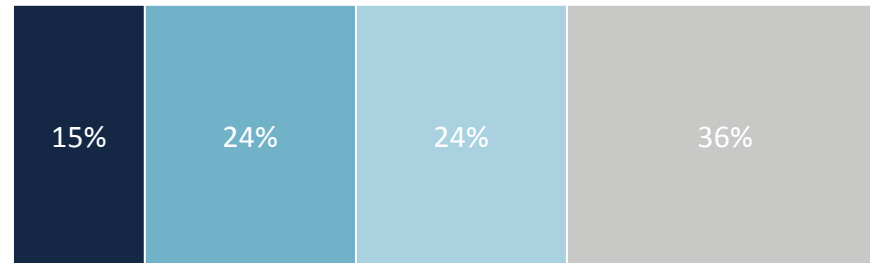
I support the Federal Government's position to accept up to 25,000 government-sponsored Syrian refugees by February, 2016

Dec 2015



Immediately accept up to 25,000 government-sponsored refugees in 2015

Nov 2015



NX1. To what extent do you agree or disagree with the following statements?
Base: All respondents 2015 (n=2002); Nov 2015 (n=1002); 2014 (1005)

ATLANTIC PROVINCES DIRECTIONALLY MORE LIKELY TO AGREE WITH GOVERNMENT'S POSITION ON REFUGEES

Residents of Atlantic Canada are more likely than those in Alberta and Quebec to support the position to accept 25,000 Syrian refugees by February 2016.

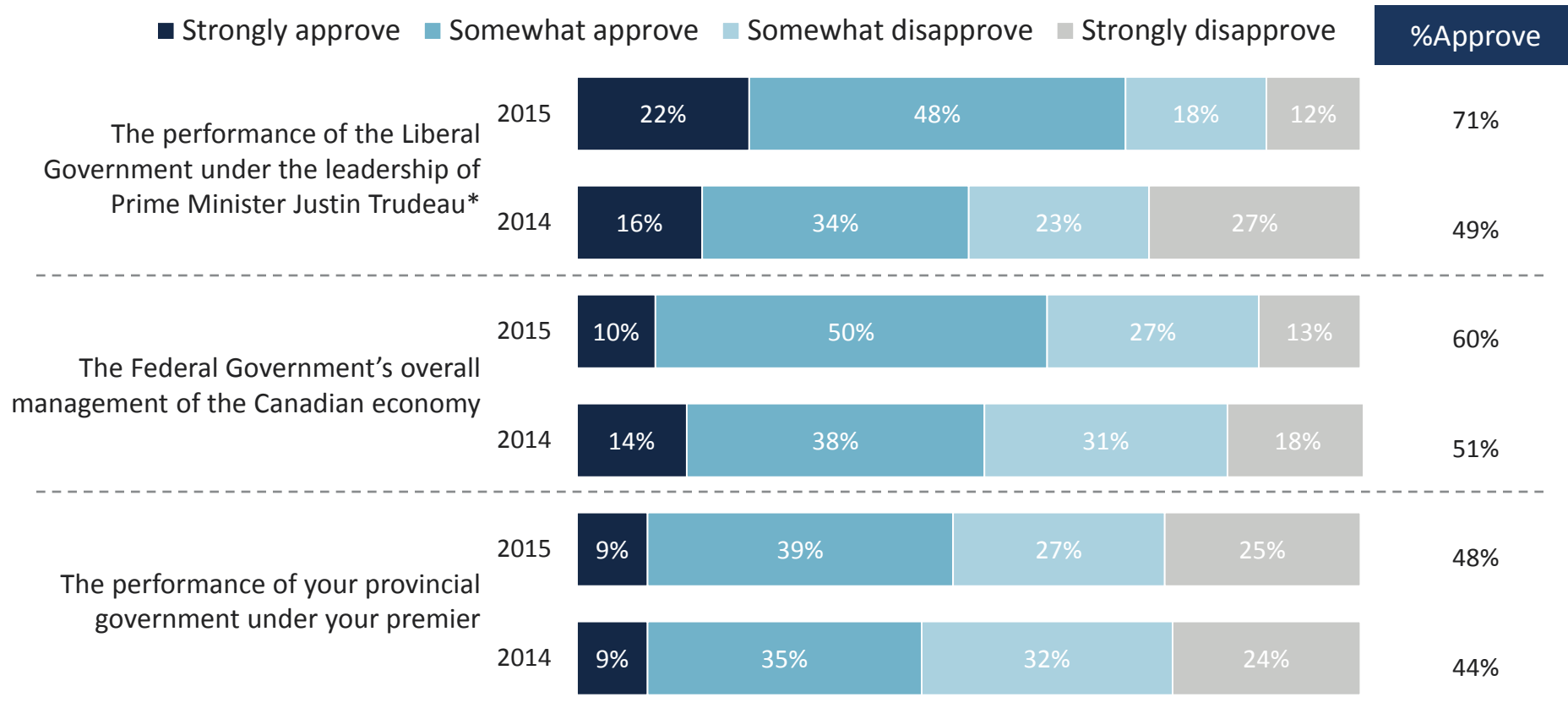
%Strongly/ Somewhat Agree	Total	Region					
		BC	AB	SK/MB	ON	QC	Atlantic
		A	B	C	D	E	F
Base: All respondents	n=2002	n=232	n=198	n=113	n=770	n=525	n=164
I support the Federal Government's position to accept up to 25,000 government-sponsored Syrian refugees by February, 2016	54%	53%	47%	52%	55%	53%	64% _{BE}

NX1. To what extent do you agree or disagree with the following statements?

Base: All respondents 2015 (n=2002)

CANADIANS ALSO MORE LIKELY TO APPROVE OF TRUDEAU IN 2015 COMPARED TO HARPER IN 2014

Canadians are more likely to approve of the performance of the Liberal Government under Justin Trudeau in 2015 (71%), compared to the performance of the Conservatives under Steven Harper in 2014 (49%). Canadians are also more likely to approve of the management of the Canadian economy in 2015 (60%) compared to 2014 (51%). There has only been a slight increase in approval of the provincial government under the premiere in 2015 (48%) compared to 2014 (44%).



*NOTE: In 2014, question asked "The way Stephen Harper is handling his job as Prime Minister"

NX2. Overall, do you approve or disapprove of the following?

Base: All respondents: 2015 (n=2002); 2014 (n=1005)

BC AND ATLANTIC CANADA HIGHEST APPROVAL OF LIBERAL LEADERSHIP

Residents of BC and the Atlantic provinces are more likely to approve of the Liberal Government under the leadership of Trudeau compared to Alberta, Saskatchewan/Manitoba and Ontario. Residents of the Atlantic, compared to those in BC, Alberta, and Ontario are more likely to approve of the performance of their premiere.

%Strongly/ Somewhat Approve	Total	Region					
		BC	AB	SK/MB	ON	QC	Atlantic
		A	B	C	D	E	F
Base: All respondents	n=2002	n=232	n=198	n=113	n=770	n=525	n=164
The performance of the Liberal Government under the leadership of Prime Minister Justin Trudeau	71%	79% _{BCD}	52%	62%	70% _B	74% _{BC}	81% _{BCD}
The Federal Government's overall management of the Canadian economy	60%	66% _B	45%	62% _B	59% _B	64% _B	67% _B
The performance of your provincial government under your premier	48%	47%	46%	53%	44%	52% _D	59% _{ABD}

NX2. Overall, do you approve or disapprove of the following?

Base: All respondents (n=2002)

Questions?

Darrell Bricker

CEO Global Public Affairs

✉ Darrell.Bricker@Ipsos.com

📞 416-324-2001